


OUR PERFORMANCE

OTMongolia
 OTMongolia
 Oyu Tolgoi
 OTMongolia
 OTMongolia

HEALTH AND SAFETY

Safety is our utmost important priority at Oyu Tolgoi. If a job is not safe, we will **not** do it.



In the first half of 2023, total of
17,764,083
people/hours worked

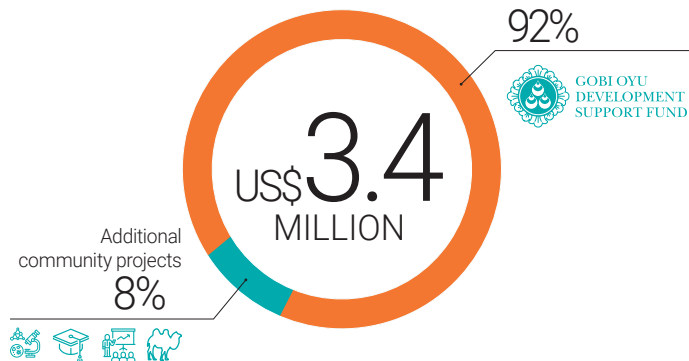


Performance
0.20
Target 0.23

In the first half of 2023, All Injury Frequency Rate was 0.20 per 200,000 people/hours worked.

SUSTAINABLE DEVELOPMENT PROJECTS IN UMNUGOVI PROVINCE

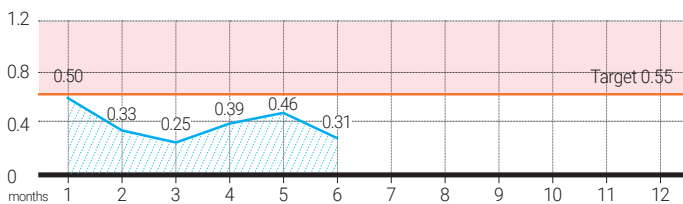
(in US\$ millions)



Oyu Tolgoi invested US\$3.4 million in sustainable, long-term projects in the first half of 2023.

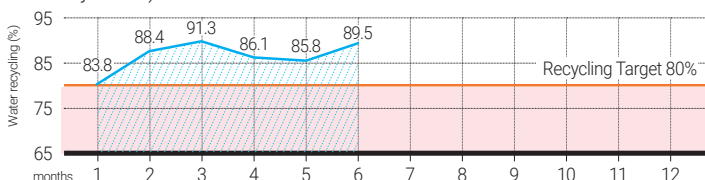
WATER USE EFFICIENCY

(Cubic metres per tonne of ore processed by months)



WATER RECYCLING RATE

(Per cent by month)



EDUCATION AND TRAINING

(Total people/hours)



Oyu Tolgoi continued upskilling its employees in accordance with its vision and provided 416,166 people/hours of training to its employees in the first half of 2023.



"GOBI OYU" FUND & HERDER FAMILIES SCHOLARSHIP

Since 2010, **432** Umnugovi students have received scholarships.



EDUCATIONAL PROGRAMME (Scholarship and other programmes)


Since 2011, **3,881** students have enrolled in our educational programmes.



YOUTH DEVELOPMENT PROGRAMME

Since 2013, **1,370** students have participated in the programme.

NATIONAL EMPLOYEE RATIO



Target 25% **23.2%** female employees



Commitment 90%

97.4%

Oyu Tolgoi's workforce was 97.4% Mongolian at the end of the second quarter of 2023, with 34.3% of our total workforce working on the Underground Project.

WATER USAGE PAYMENT

(2013 - Q2, 2023)



87.16%

In the second quarter of 2023, we exceeded our water recycling target of 80%, reaching 87.16%.



OUR PERFORMANCE

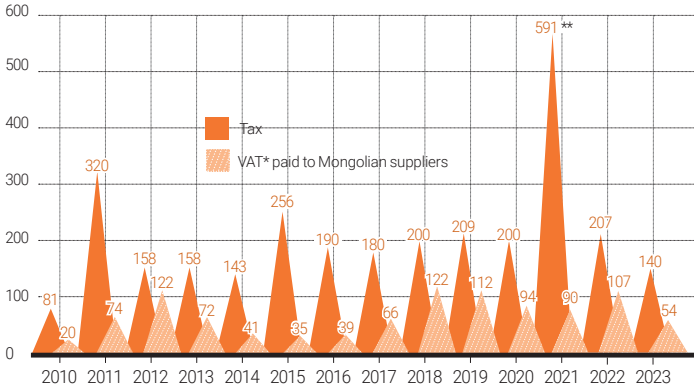
CREATING PROSPERITY.
TOGETHER.

OTMongolia OTMongolia Oyu Tolgoi OTMongolia OTMongolia

Q2, 2023

TAXES, FEES AND OTHER PAYMENTS

(2010 - Q2, 2023, in US\$ millions)



Since 2010,
9.5
TRILLION MNT
has been paid in
taxes, fees and other
payments.

Since 2010, Oyu Tolgoi has paid US\$4.1 billion or MNT9.5 trillion in taxes, fees and other payments, including the VAT paid to Mongolian suppliers. In the first half of 2023, Oyu Tolgoi paid US\$194 million or MNT676.7 billion in the form of taxes, fees and other payments to the Government of Mongolia.

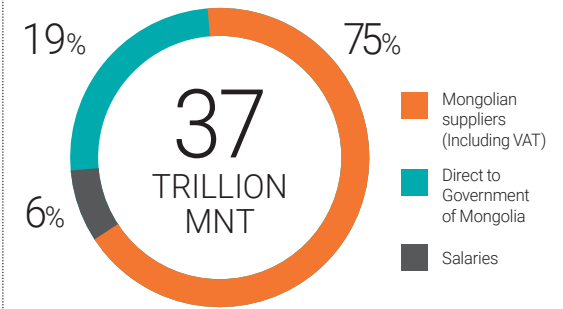
*OT does not reclaim VAT.

** Includes payment of the disputed tax of US\$356 million, which is pending the international arbitration decision.

TOTAL IN-COUNTRY SPEND

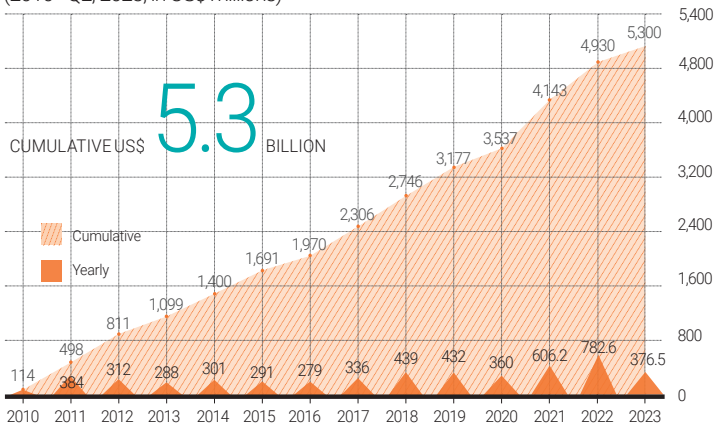
(2010 - Q2, 2023, MNT)

Since 2010, Oyu Tolgoi has spent US\$15.8 billion or MNT37 trillion in-country in the form of salaries, payments to Mongolian suppliers, taxes and other payments to the Government of Mongolia.



NATIONAL PROCUREMENT

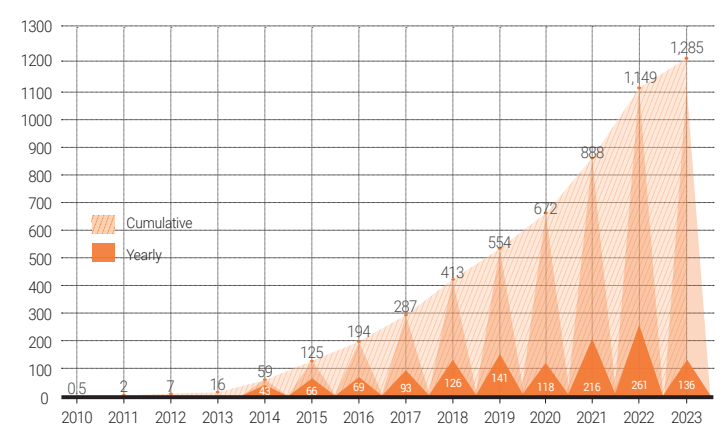
(2010 - Q2, 2023, in US\$ millions)



Oyu Tolgoi operations procurement team collaborated with 740 suppliers in the first half of 2023, of which 390 are national businesses representing 68% of total operations procurement spend. Since 2010, Oyu Tolgoi has spent US\$5.3 billion on national procurement.

LOCAL PROCUREMENT (UMNUGOVI PROVINCE)

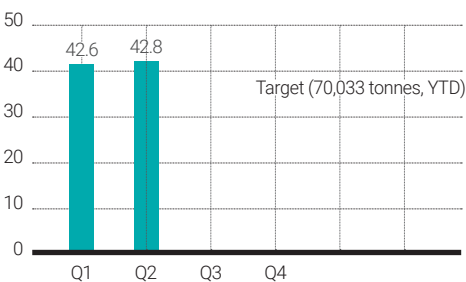
(2010 - Q2, 2023, in US\$ millions)



In the first half of 2023, 98 local suppliers provided goods and services to Oyu Tolgoi. Since 2010, Oyu Tolgoi has spent US\$1.285 billion on procurement from Umnugovi province.

PRODUCTION OF COPPER IN CONCENTRATE

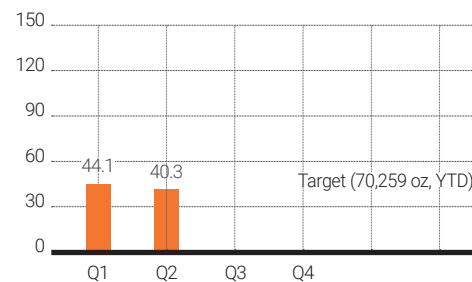
('000 tonnes)



In the first half of 2023, we exceeded our target of copper production in concentrate and produced 85,404 tonnes.

PRODUCTION OF GOLD IN CONCENTRATE

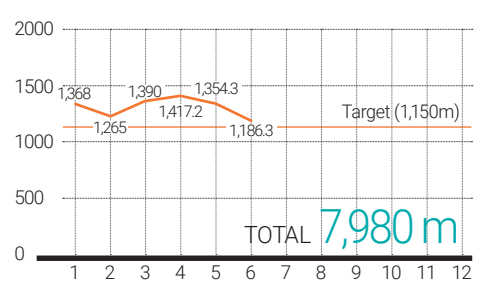
('000 ounces)



In the first half of 2023, we exceeded our target of gold production in concentrate and produced 84,415 ounces.

UNDERGROUND LATERAL DEVELOPMENT

(metres, monthly)



In the first half of 2023, the Underground development at Oyu Tolgoi continued to progress, with the lateral development advancing by 7,980 metres.