


# OUR PERFORMANCE

OTMongolia

## HEALTH AND SAFETY

Safety is our utmost important priority at Oyu Tolgoi. If a job is not safe, we will **not** do it.



In Q1, 2023, total of  
**8,612,777**  
people/hours worked

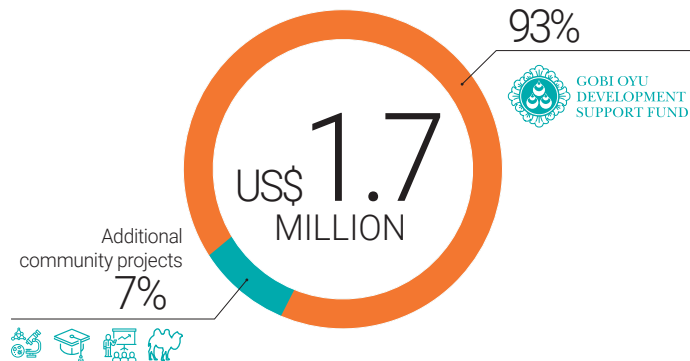


Performance  
**0.14**  
Target 0.23

In Q1, 2023, All Injury Frequency Rate was 0.14 per 200,000 people/hours worked.

## SUSTAINABLE DEVELOPMENT PROJECTS IN UMNUGOVI PROVINCE

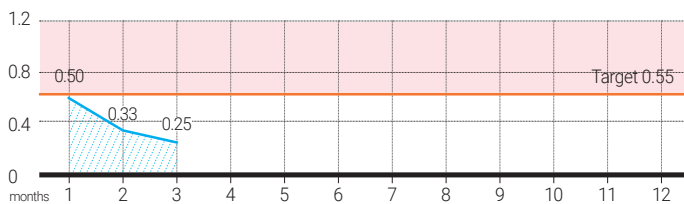
(in US\$ millions)



Oyu Tolgoi invested US\$1.7 million in sustainable, long-term projects in the first quarter of 2023.

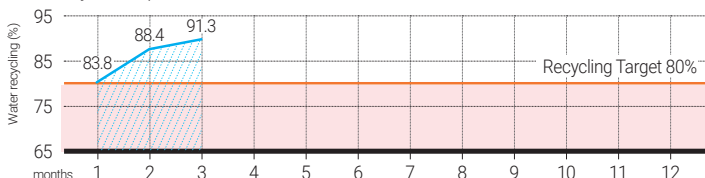
## WATER USE EFFICIENCY

(Cubic metres per tonne of ore processed by months)



## WATER RECYCLING RATE

(Per cent by month)



## EDUCATION AND TRAINING

(Total people/hours)



**"GOBI OYU" FUND & HERDER FAMILIES SCHOLARSHIP**

Since 2010, **432** Umnugovi students have received scholarships.



**EDUCATIONAL PROGRAMME**  
(Scholarship and other programmes)

Since 2011, **3,881** students have enrolled in our educational programmes.



**YOUTH DEVELOPMENT PROGRAMME**

Since 2013, **1,370** students have participated in the programme.

Oyu Tolgoi continued upskilling its employees in accordance with its vision and provided 207,591 people/hours of training to its employees in the first quarter of 2023.

## NATIONAL EMPLOYEE RATIO



Target 25% **23.1%** female employees


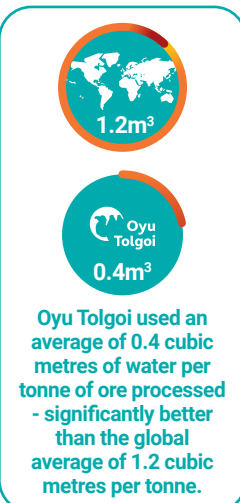
Commitment 90%

**97%**

Oyu Tolgoi's workforce was 97% Mongolian at the end of the first quarter of 2023, with 36.5% of our total workforce working on the Underground Project.

## WATER USAGE PAYMENT

(2013 - Q1, 2023)



**87.73%**

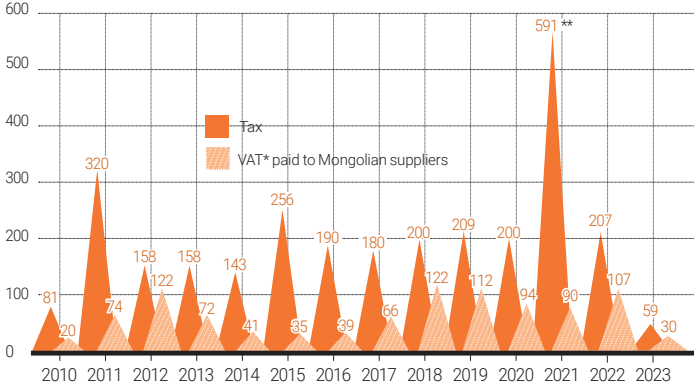
In the first quarter of 2023, we exceeded our water recycling target of 80%, reaching 87.73%.



# OUR PERFORMANCE

## TAXES, FEES AND OTHER PAYMENTS

(2010 - Q1, 2023, in US\$ millions)



Since 2010, Oyu Tolgoi has paid US\$3.98 billion or MNT9.2 trillion in taxes, fees and other payments, including the VAT paid to Mongolian suppliers. In the first quarter of 2023, Oyu Tolgoi paid US\$89 million or MNT312 billion in the form of taxes, fees and other payments to the Government of Mongolia.

\*OT does not reclaim VAT.

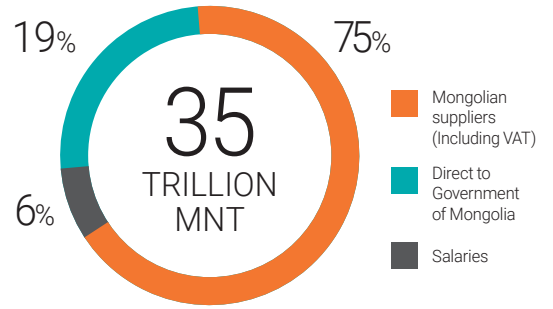
\*\* Includes payment of the disputed tax of US\$356 million, which is pending the international arbitration decision.

## TOTAL IN-COUNTRY SPEND

(2010 - Q1, 2023, MNT)

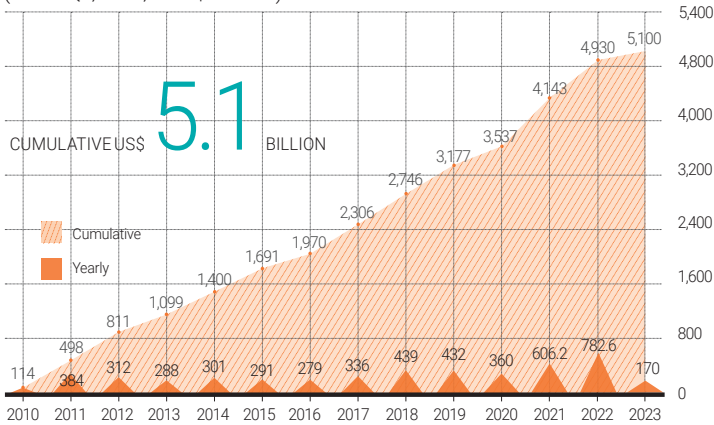
Since 2010, Oyu Tolgoi has spent US\$15.4 billion or MNT35 trillion in-country in the form of salaries, payments to Mongolian suppliers, taxes and other payments to the Government of Mongolia.

Since 2010,  
**9.2**  
**TRILLION MNT**  
has been paid in taxes, fees and other payments.



## NATIONAL PROCUREMENT

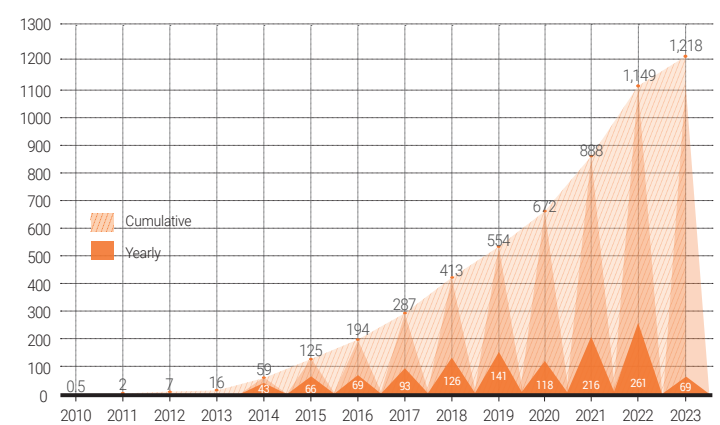
(2010 - Q1, 2023, in US\$ millions)



Oyu Tolgoi operations procurement team collaborated with 609 suppliers in the first quarter of 2023, of which 412 are national businesses representing 72% of total operations procurement spend. Since 2010, Oyu Tolgoi has spent US\$5.1 billion on national procurement.

## LOCAL PROCUREMENT (UMNUGOVI PROVINCE)

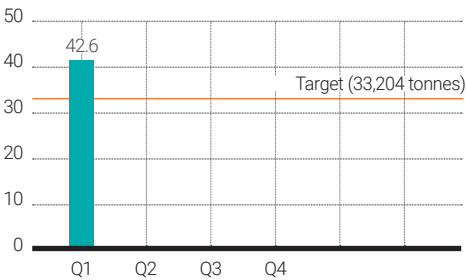
(2010 - Q1, 2023, in US\$ millions)



In the first quarter of 2023, 89 local suppliers provided goods and services to Oyu Tolgoi. Since 2010, Oyu Tolgoi has spent US\$1.218 billion on procurement from Umnugovi province.

## PRODUCTION OF COPPER IN CONCENTRATE

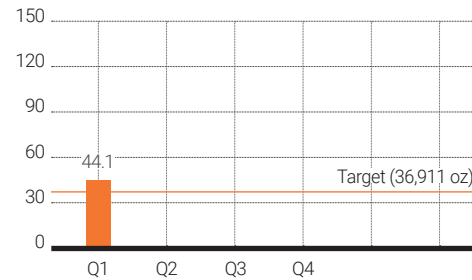
('000 tonnes)



Copper production in concentrate was 42,575 tonnes in the first quarter of 2023. Currently on track to achieve the 2023 copper production guidance range of 180-210 thousand in concentrate.

## PRODUCTION OF GOLD IN CONCENTRATE

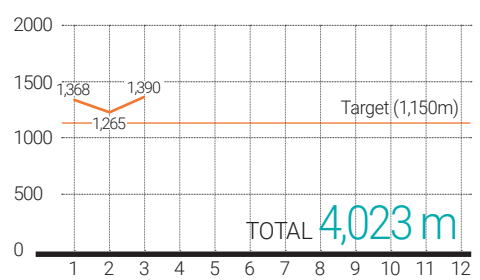
('000 ounces)



Gold production in concentrate was 44,066 ounces in the first quarter of 2023.

## UNDERGROUND LATERAL DEVELOPMENT

(metres, monthly)



In the first quarter of 2023, the Underground development at Oyu Tolgoi continued to progress, with the lateral development advancing by 4,023 metres.