


# OUR PERFORMANCE

OTMongolia 
 OTMongolia 
 Oyu Tolgoi 
 OTMongolia 
 OTMongolia

As of Q4, 2021

## SAFETY


Safety is utmost important priority at Oyu Tolgoi. If a job is not safe, we will **not** do it.



## NATIONAL EMPLOYEE RATIO

Commitment 90%

# 96.5%



Oyu Tolgoi's workforce was 96.5% Mongolian at the end of the Q4, 2021 with 20.3% of our total workforce working on the Underground Project.

At the end of the Q4, 2021, total of **25,202,135** people/hours worked

Performance **0.14**

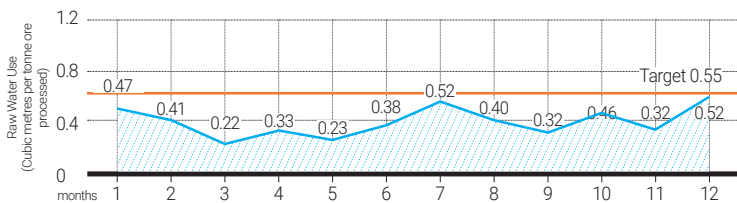
Critical Risk Management **117,076** verifications

Conducted under the fatality management programme, Critical Risk Management in 2021.

At the end of 2021, All Injury Frequency Rate was 0.14 per 200,000 people/hours worked, making Oyu Tolgoi one of the safest performers across Rio Tinto Group.

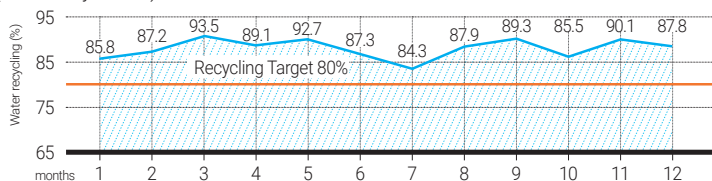
## WATER USE EFFICIENCY

(Cubic metres per tonne of ore processed by months)



## WATER RECYCLING RATE


(Per cent by month)



Oyu Tolgoi used an average of 0.4 cubic metres of water per tonne of ore processed - significantly better than the global average of 1.2 cubic metres per tonne.

## WATER USAGE PAYMENT

(2013 - Q4 2021)



# 88.29%

In 2021, we exceeded our water recycling target of 80%, reaching 88.29%.



## EDUCATION AND TRAINING

(Total people/hours)



Oyu Tolgoi continued upskilling its employees in accordance with its vision and provided 220,191 people/hours of training to its employees in 2021.

**EDUCATIONAL PROGRAMME** (Scholarship and other programmes)

Since 2011, **3,603** students have enrolled in our educational programmes.

**YOUTH DEVELOPMENT PROGRAMME**

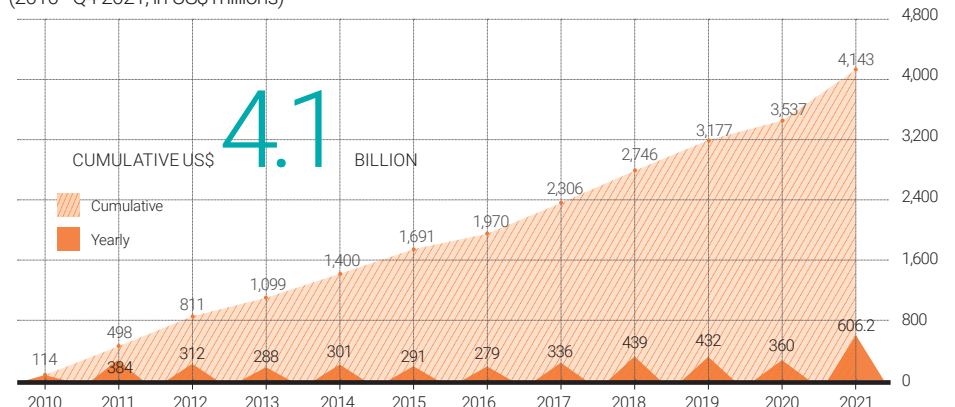
Since 2013, **1,210** students have participated in the programme.

**"GOBI OYU" FUND & HERDER FAMILIES SCHOLARSHIP**

Since 2010, **432** Ummugovi students received scholarships.

## NATIONAL PROCUREMENT

(2010 - Q4 2021, in US\$ millions)

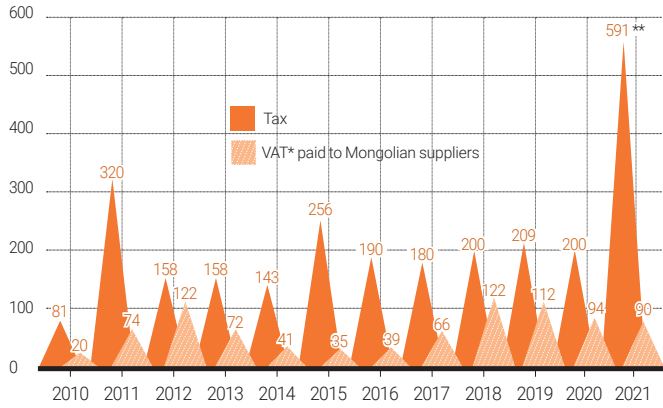


Oyu Tolgoi operations procurement team collaborated with 864 suppliers, of which 540 are national businesses representing 71% of total operations procurement spend. Our spend in 2021 reached a new annual record of US\$606 million. In total, we have spent US\$4.1 billion on national procurement since 2010.

# OUR PERFORMANCE

## TAXES, FEES AND OTHER PAYMENTS

(2010 - Q4 2021, in US\$ millions)



Since 2010, Oyu Tolgoi has paid US\$3.6 billion in taxes, fees and other payments, including the VAT\*. In 2021, Oyu Tolgoi paid US\$681 million in the form of taxes, fees and other payments to the Government of Mongolia.

\*OT does not reclaim VAT.

\*\* Includes payment of the disputed tax of US\$356 million, which is pending the international arbitration decision.

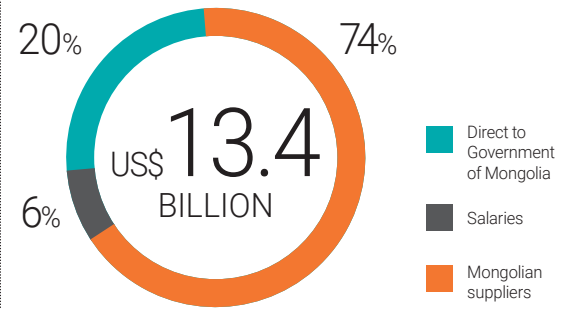
Since 2010,

US\$ **3.6** BILLION has been paid in taxes, fees and other payments.

## TOTAL IN-COUNTRY SPEND

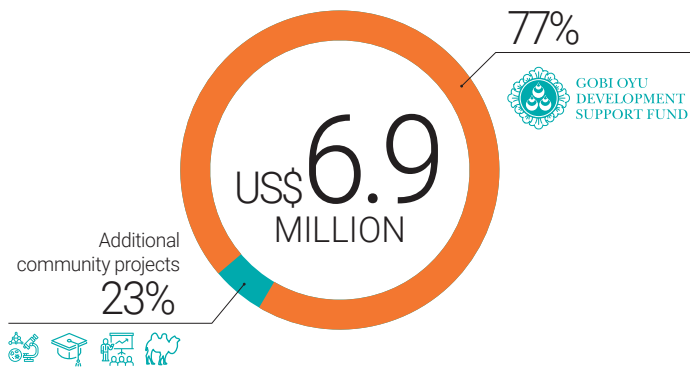
(2010 - Q4 2021)

Since 2010, Oyu Tolgoi has spent US\$13.4 billion in-country in the form of salaries, payments to Mongolian suppliers, taxes and other payments to the Government of Mongolia.



## SUSTAINABLE DEVELOPMENT PROJECTS IN UMNUGOVI PROVINCE

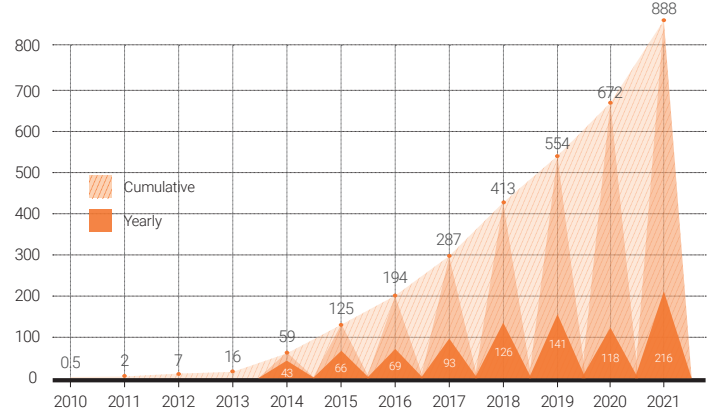
(in US\$ millions)



Oyu Tolgoi invested US\$6.9 million in sustainable, long-term projects in 2021.

## LOCAL PROCUREMENT (UMNUGOVI PROVINCE)

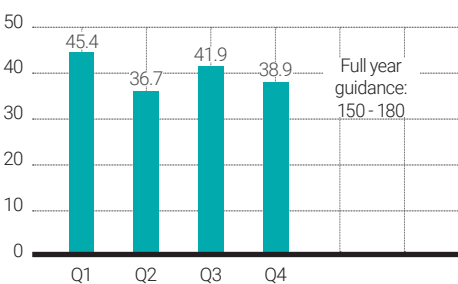
(2010 - Q4 2021, in US\$ millions)



In 2021, 94 local suppliers provided goods and services to Oyu Tolgoi and reached new annual record spend of US\$216 million. Between 2010 and 2021, Oyu Tolgoi spent US\$888 million on procurement from Umnugovi province.

## PRODUCTION OF COPPER IN CONCENTRATE

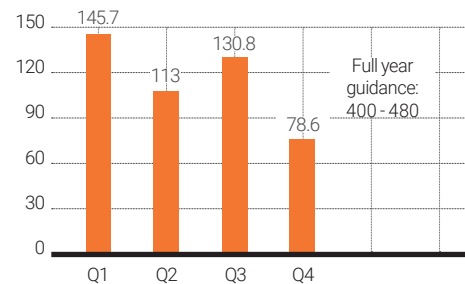
('000 tonnes)



Copper production in concentrate was 38,894 tonnes for Q4 2021. In 2021, copper production was 163,010 tonnes which achieved the production guidance range of 150,000 - 180,000 tonnes in concentrate.

## PRODUCTION OF GOLD IN CONCENTRATE

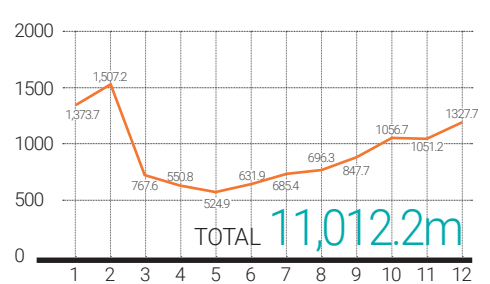
('000 ounces)



Gold production in concentrate was 78,582 ounces for Q4 2021. In 2021, gold production was 468,090 ounces, achieving the production guidance of 400,000-480,000 ounces in concentrate.

## UNDERGROUND LATERAL DEVELOPMENT

(metres, monthly)



In Q4, 2021, the underground lateral development at Oyu Tolgoi continued to progress with the lateral development advancing by 3435.7 metres and the decline excavation completing 690.1 metres.