


OUR PERFORMANCE

OTMongolia
 OTMongolia
 Oyu Tolgoi
 OTMongolia
 OTMongolia

As of Q3, 2021

SAFETY

Safety is the most important priority at Oyu Tolgoi. If a job is not safe, we will **not** do it.



At the end of the third quarter of 2021, total of **17,925,439** people/hours worked

Performance **0.13**

At the end of the third quarter of 2021, All Injury Frequency Rate was 0.13 per 200,000 people/hours worked, which makes Oyu Tolgoi one of the safest performers across the Rio Tinto Group.



Critical Risk Management

87,936 verifications

Conducted under the fatality management programme, Critical Risk Management by the end of the third quarter of 2021.

NATIONAL EMPLOYEE RATIO

Commitment 90%

96%

Oyu Tolgoi's workforce was 96 per cent Mongolian at the end of the third quarter of 2021 with 25.8 per cent of our total workforce working on the Underground Project.



EDUCATION AND TRAINING

(Total people/hours)



Oyu Tolgoi continued upskilling its employees in accordance with its vision and provided 198,818 people/hours of training to its employees by the end of the third quarter of 2021.



EDUCATIONAL PROGRAMME
(Scholarship and other programmes)

Since 2011, more than **3,532** students have enrolled in our educational programmes.



YOUTH DEVELOPMENT PROGRAMME

Since 2013, **1,180** students have participated in the programme.

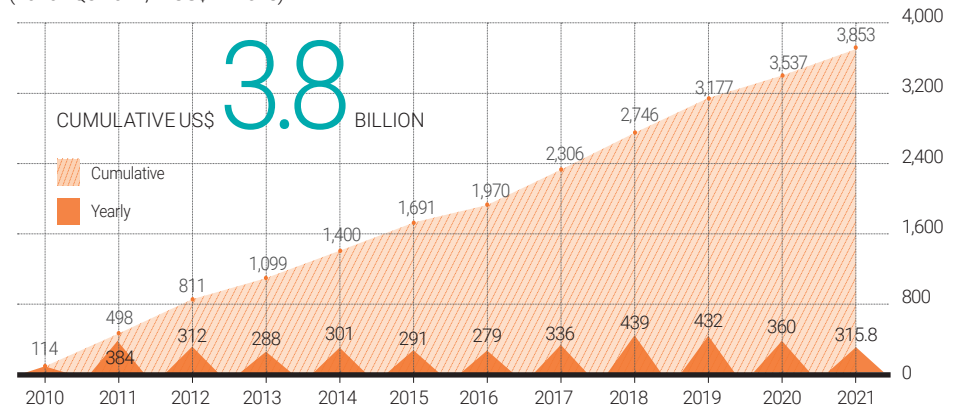


"GOBI OYU" FUND & HERDER FAMILIES SCHOLARSHIP

Since 2010, **432** Umnugovi students have received scholarships.

NATIONAL PROCUREMENT

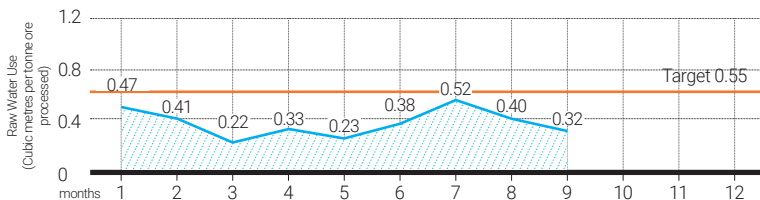
(2010 - Q3 2021, in US\$ millions)



Oyu Tolgoi operations procurement team collaborated with 739 suppliers at the end of third quarter of 2021, of which 469 are national businesses that account for 75 per cent of total operations procurement spend. Since 2010, Oyu Tolgoi has spent US\$3.8 billion on national procurement.

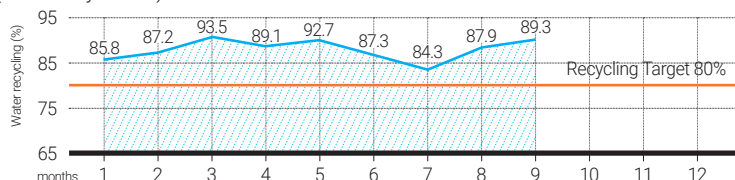
WATER USE EFFICIENCY

(Cubic metres per tonne of ore processed by months)



WATER RECYCLING RATE

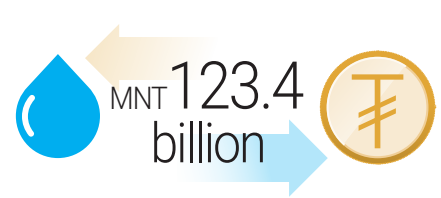
(Per cent by month)



Oyu Tolgoi used an average of 0.4 cubic metres of water per tonne of ore processed - significantly better than the global average of 1.2 cubic metres per tonne.

WATER USAGE PAYMENT

(2013 - Q3 2021)



87.15%

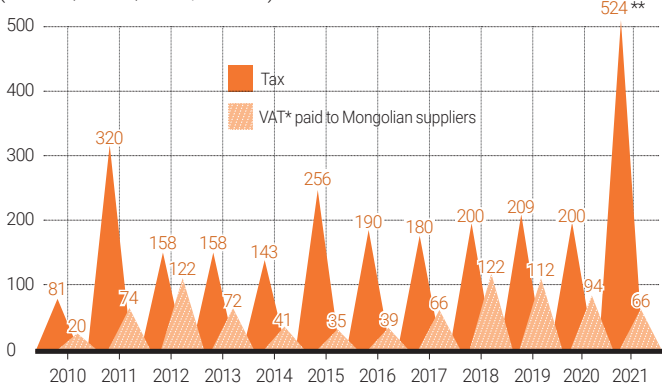
In the third quarter of 2021, we exceeded our water recycling target of 80 per cent, reaching 87.15 per cent.



OUR PERFORMANCE

TAXES, FEES AND OTHER PAYMENTS

(2010 - Q3 2021, in US\$ millions)



Since 2010, Oyu Tolgoi has paid US\$3.5 billion in taxes, fees and other payments, including the VAT*. By the end of the third quarter of 2021, Oyu Tolgoi paid US\$590 million in the form of taxes, fees and other payments to the Government of Mongolia.

*OT does not reclaim VAT.

** Includes payment of the disputed tax of US\$356 million, which is pending the international arbitration decision.

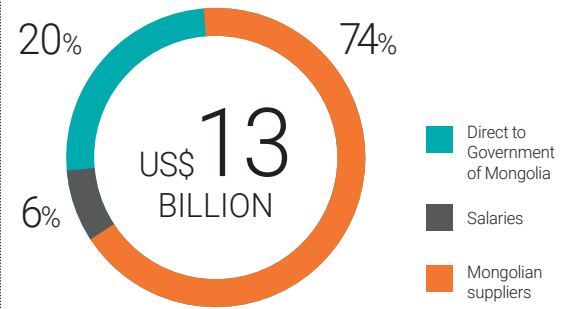
TOTAL IN-COUNTRY SPEND

(2010 - Q3 2021)

Since 2010, Oyu Tolgoi has spent US\$13 billion in-country in the form of salaries, payments to Mongolian suppliers, taxes and other payments to the Government of Mongolia.

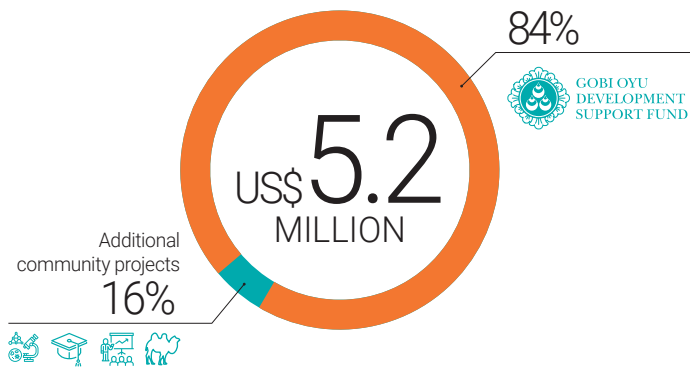
Since 2010,

US\$ **3.5** BILLION has been paid in taxes, fees and other payments.



SUSTAINABLE DEVELOPMENT PROJECTS IN THE UMNUGOVI PROVINCE

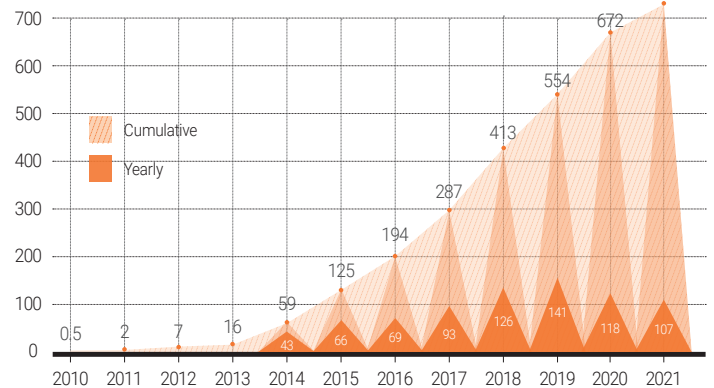
(in US\$ millions)



Oyu Tolgoi invested US\$5.2 million in sustainable, long-term projects by the end of the third quarter of 2021.

LOCAL PROCUREMENT (UMNUGOVI PROVINCE)

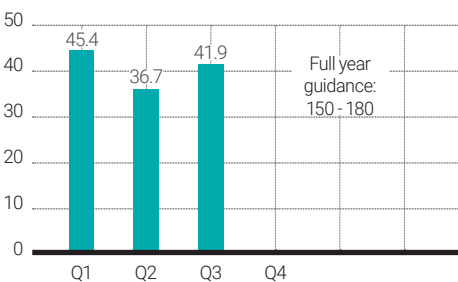
(2010 - Q3 2021, in US\$ millions)



At the end of the third quarter of 2021, 89 local suppliers provided goods and services to Oyu Tolgoi. Between 2010 and the third quarter of 2021, Oyu Tolgoi spent US\$777 million on procurement from Umnugovi province.

PRODUCTION OF COPPER IN CONCENTRATE

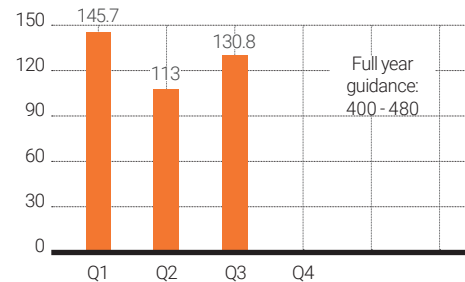
('000 tonnes)



Copper production in concentrate was 41,935 tonnes for Q3 2021. Currently on track to achieve the 2021 copper production guidance range of 150,000 - 180,000 tonnes in concentrate.

PRODUCTION OF GOLD IN CONCENTRATE

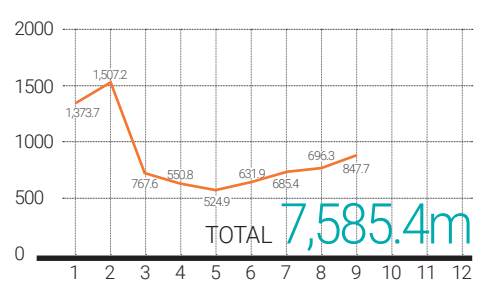
('000 ounces)



Gold production in concentrate was 130,799 ounces for Q3 2021. Currently on track to achieve the 2021 gold production guidance range of 400,000 - 480,000 ounces in concentrate.

UNDERGROUND LATERAL DEVELOPMENT

(metres, monthly)



By the end of third quarter of 2021, the underground development at Oyu Tolgoi continued to progress with the lateral development advancing by 2,229.3 metres and the decline excavation completing 642.8 metres.