


# OUR PERFORMANCE

OTMongolia 
 OTMongolia 
 Oyu Tolgoi 
 OTMongolia 
 OTMongolia

As of Q2, 2021

## SAFETY

Safety is the most important priority at Oyu Tolgoi. If a job is not safe, we will **not** do it.



In Q2 2021, a total of  
**12,121,723**  
people/hours worked

At the end of the second quarter of 2021, All Injury Frequency Rate was 0.14 per 200,000 people/hours worked, which makes Oyu Tolgoi one of the safest performers across the Rio Tinto Group.



Performance  
**0.14**



Critical Risk Management  
**57,240**  
verifications

Conducted under the fatality management programme, Critical Risk Management in Q2 2021.

## NATIONAL EMPLOYEE RATIO

Commitment 90%

**96%**



Oyu Tolgoi's workforce was 96 per cent Mongolian at the end of Q2 2021 with 26.4 per cent of our total workforce working on the Underground Project.

## EDUCATION AND TRAINING

(Total people/hours)



Oyu Tolgoi continued upskilling its employees in accordance with its vision and provided 175,259 people/hours of training to its employees in Q2 2021.



Since 2011, more than **3,457** students have enrolled in our educational programmes.



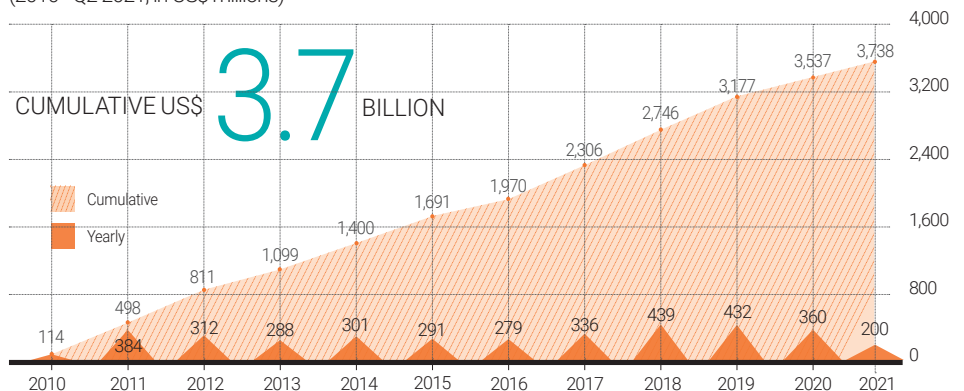
Since 2013, **1,180** students have participated in the programme.



Since 2015, **342** Umnugovi students have received scholarships.

## NATIONAL PROCUREMENT

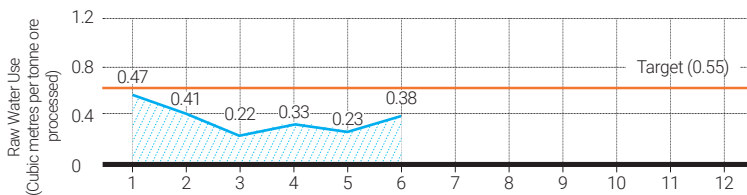
(2010 - Q2 2021, in US\$ millions)



Oyu Tolgoi operations procurement team collaborated with 628 suppliers in the first half of 2021, of which 407 are national businesses that account for 75 per cent of total operations procurement spend. Between 2010 and the second quarter of 2021, Oyu Tolgoi spent US\$3.7 billion on national procurement.

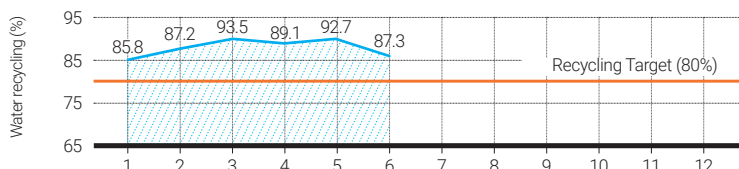
## WATER USE EFFICIENCY

(Cubic metres per tonne of ore processed by months)



## WATER RECYCLING RATE

(Per cent by month)



Oyu Tolgoi used an average of 0.34 cubic metres of water per tonne of ore processed - significantly better than the global average of 1.2 cubic metres per tonne.

## WATER USAGE PAYMENT

(2013 - Q2 2021)

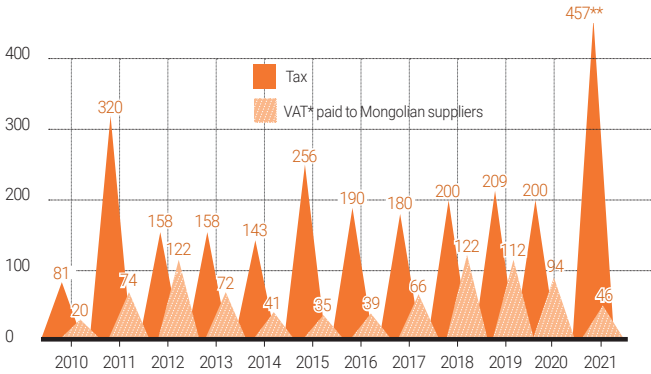


In the second quarter of 2021, we exceeded our water recycling target of 80 per cent, reaching 89.1 per cent.

# OUR PERFORMANCE

## TAXES, FEES AND OTHER PAYMENTS

(2010 - Q2 2021, IN US\$ MILLIONS)



Between 2010 and the first half of 2021, Oyu Tolgoi paid US\$3.4 billion in taxes, fees and other payments, including the VAT\*. In the first half of 2021, Oyu Tolgoi paid US\$503 million in the form of taxes, fees and other payments to the Government of Mongolia.

\*OT does not reclaim VAT.

\*\*Includes payment of the disputed tax of US\$356 million, which is pending the international arbitration decision.

## TOTAL IN-COUNTRY SPEND

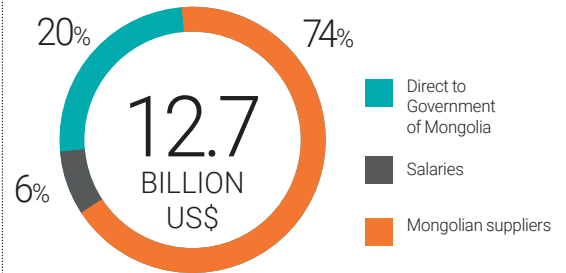
(2010 - Q2 2021)

Between 2010 and the second quarter of 2021, Oyu Tolgoi spent US\$12.7 billion in-country in the form of salaries, payments to Mongolian suppliers, taxes and other payments to the Government of Mongolia.

Between 2010 and Q2 2021

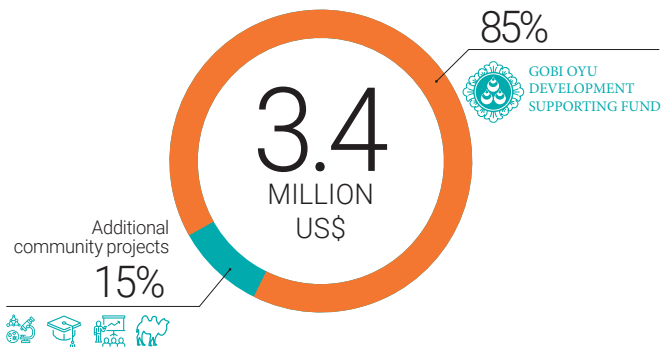
# 3.4

**BILLION US\$**  
was paid in taxes, fees and other payments.



## SUSTAINABLE DEVELOPMENT PROJECTS IN THE UMNUGOVI PROVINCE

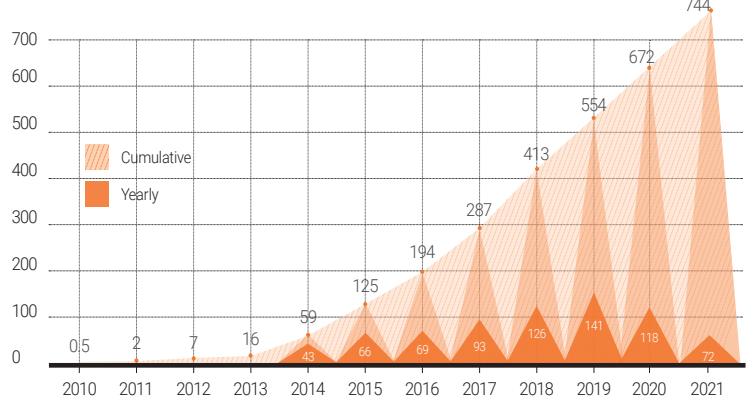
(in US\$ millions)



Oyu Tolgoi invested US\$ 3.4 million in sustainable, long-term projects in the first half of 2021.

## LOCAL PROCUREMENT (UMNUGOVI PROVINCE)

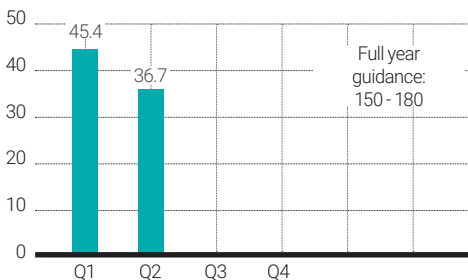
(2010 - Q2 2021, in US\$ millions)



In the first half of 2021, 85 local suppliers provided goods and services to Oyu Tolgoi. Between 2010 and the second quarter of 2021, Oyu Tolgoi spent US\$744 million on procurement from Umnugovi province.

## PRODUCTION OF COPPER IN CONCENTRATE

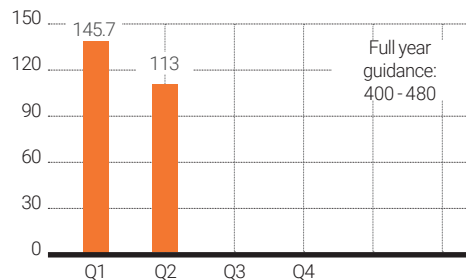
('000 tonnes)



Copper production in concentrate was 36,735 tonnes for Q2 2021. Currently on track to achieve the 2021 copper production guidance range of 150,000 – 180,000 tonnes in concentrate.

## PRODUCTION OF GOLD IN CONCENTRATE

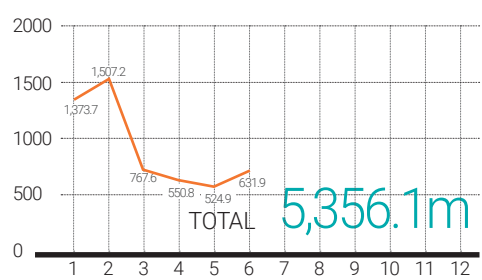
('000 ounces)



Gold production in concentrate was 113,054 ounces for Q2 2021. Currently on track to achieve the 2021 gold production guidance range of 400,000 – 480,000 ounces in concentrate.

## UNDERGROUND LATERAL DEVELOPMENT

(metres, monthly)



In the second quarter of 2021, the underground development at Oyu Tolgoi continued to progress with the lateral development advancing by 1707.6 metres and the decline excavation completing 646.7 metres.