


OUR PERFORMANCE

OTMongolia
 OTMongolia
 Oyu Tolgoi
 OTMongolia
 OTMongolia

As of Q4, 2020

SAFETY

Safety is the most important priority at Oyu Tolgoi. If a job is not safe, we will **not** do it.



In 2020, a total of **27,898,798** people/hours worked

At the end of 2020, the All Injury Frequency Rate (AIFR) was 0.15 per 200,000 people/hours worked.



Performance **0.15**



Critical Risk Management

181,416 verifications

Conducted under the fatality management programme, Critical Risk Management in 2020.

NATIONAL EMPLOYEE RATIO

Commitment 90%

95.4%

Oyu Tolgoi's workforce was 95.4 per cent Mongolian at the end of 2020 with 26 per cent of our total workforce working on the Underground Project.



EDUCATION AND TRAINING

(Total people/hours)



Oyu Tolgoi continued upskilling its employees in accordance with its vision and provided 407,732 people/hours of training to its employees in 2020.



EDUCATIONAL PROGRAMME

(Scholarship and other programmes)

Since 2011, more than **3,200** students have enrolled in our educational programmes.



YOUTH DEVELOPMENT PROGRAMME

Since 2013, **1,095** students have participated in the programme.

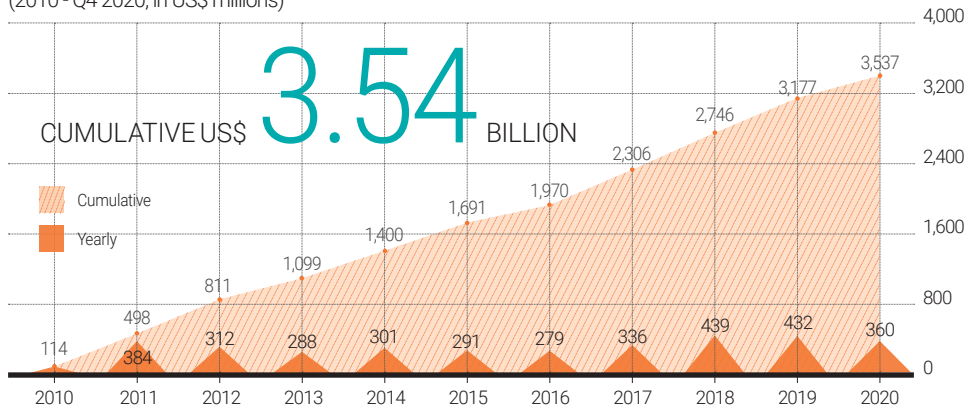


"GOBI OYU" FUND & UMNUGOVI SCHOLARSHIP

Since 2015, **342** Umnugovi students have received scholarships.

NATIONAL PROCUREMENT

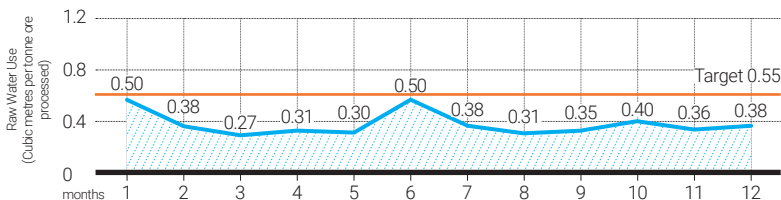
(2010 - Q4 2020, in US\$ millions)



Oyu Tolgoi operations procurement team collaborated with 770 suppliers in 2020, of which 499 are national businesses representing 72 per cent of total operations procurement spend. Between 2010 and 2020, Oyu Tolgoi spent US\$3.54 billion on national procurement.

WATER USE EFFICIENCY

(Cubic metres per tonne of ore processed by months)



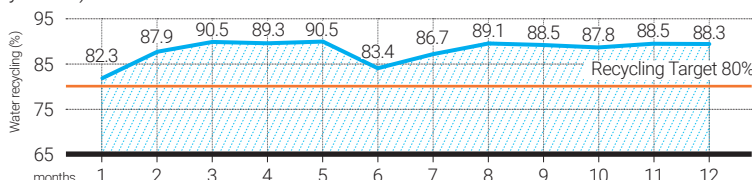
WATER USAGE PAYMENT

(2013 - Q4 2020)



WATER RECYCLING RATE

(Per cent by month)



87.7%

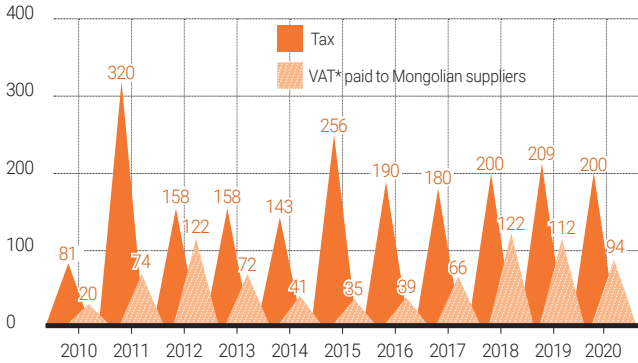
We exceeded our water recycling target of 80 per cent, reaching 87.7 per cent in 2020.



OUR PERFORMANCE

TAXES, FEES AND OTHER PAYMENTS

(2010 - Q4 2020, in US\$ millions)



Between 2010 and 2020, Oyu Tolgoi paid US\$2.9 billion in taxes, fees and other payments, including the VAT paid to Mongolian suppliers. In 2020, Oyu Tolgoi paid US\$294 million in the form of taxes, fees and other payments to the Government of Mongolia.

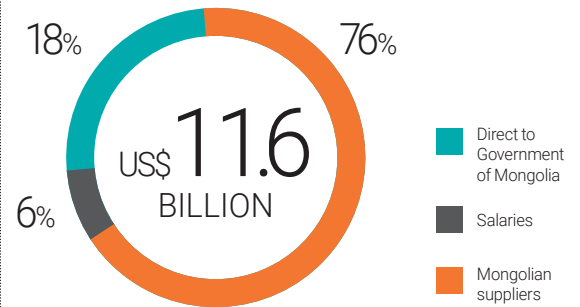
*OT does not reclaim VAT.

Between 2010 and 2020
US\$ 2.9 BILLION
was paid in taxes, fees and other payments.

TOTAL IN-COUNTRY SPEND

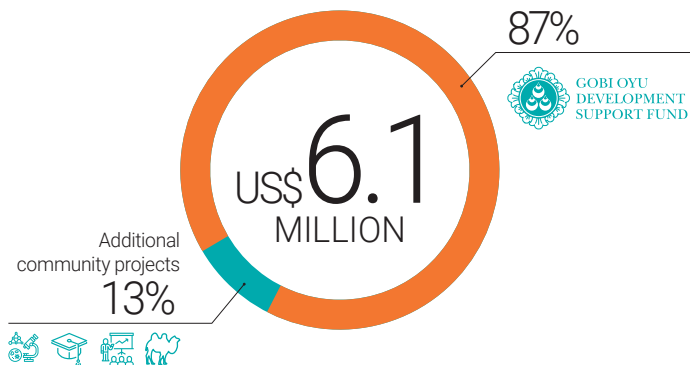
(2010 - Q4 2020)

Between 2010 and 2020, Oyu Tolgoi spent US\$11.6 billion in-country in the form of salaries, payments to Mongolian suppliers, taxes and other payments to the Government of Mongolia.



SUSTAINABLE DEVELOPMENT PROJECTS IN THE UMNUGOVI PROVINCE

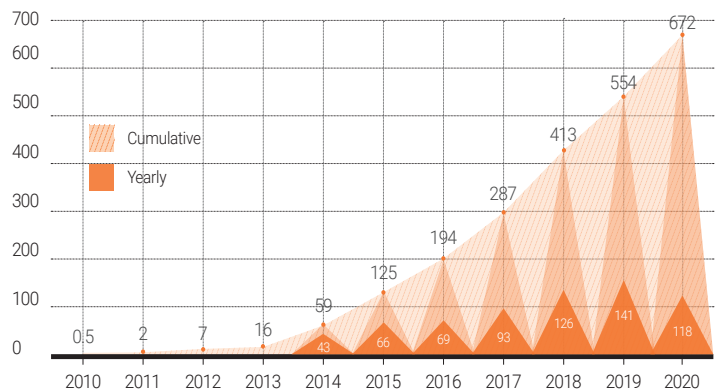
(in US\$ millions)



Oyu Tolgoi invested US\$ 6.1 million in sustainable, long-term projects in 2020.

LOCAL PROCUREMENT (UMNUGOVI PROVINCE)

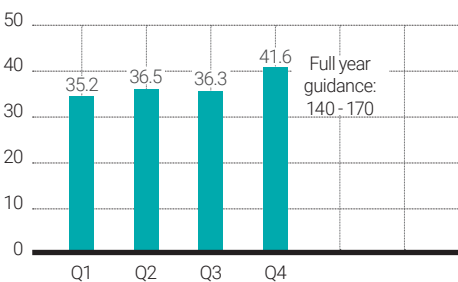
(2010 - Q4 2020, in US\$ millions)



84 local suppliers provided goods and services to Oyu Tolgoi in 2020. Between 2010 and 2020, Oyu Tolgoi spent US\$672 million on procurement from Umnugovi province.

PRODUCTION OF COPPER IN CONCENTRATE

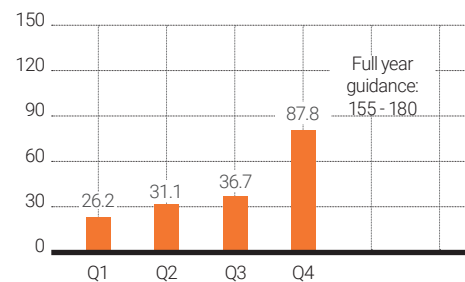
('000 tonnes)



Copper production in concentrate was 41,647 tonnes for Q4 2020. Full-year copper production in concentrate of 149,631 tonnes vs original guidance range of 140,000 - 170,000 tonnes in concentrate.

PRODUCTION OF GOLD IN CONCENTRATE

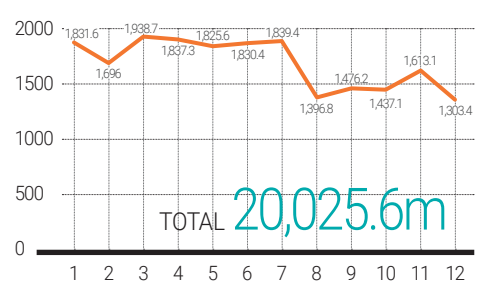
('000 ounces)



Gold production in concentrate was 87,812 ounces for Q4 2020. Full-year gold production in concentrate of 181,858 ounces vs original guidance range of 155,000 - 180,000 ounces in concentrate.

UNDERGROUND LATERAL DEVELOPMENT

(metres, monthly)



In 2020, the underground development at Oyu Tolgoi continued to progress with the lateral development advancing by 20,025.6 metres and the decline excavation completing 4010.4 metres.