


OUR PERFORMANCE

Q4, 2022
(As of 31 December 2022)

OTMongolia
 OTMongolia
 Oyu Tolgoi
 OTMongolia
 OTMongolia

SAFETY

Safety is our utmost important priority at Oyu Tolgoi. If a job is not safe, we will **not** do it.



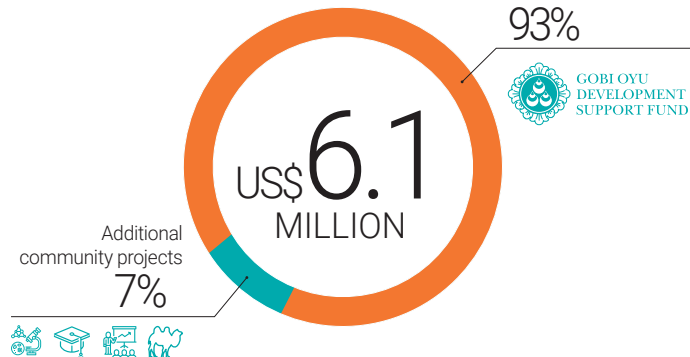
In 2022, total of
31,318,709
people/hours worked

Performance
0.19

At the end of 2022, All Injury Frequency Rate was 0.19 per 200,000 people/hours worked.

SUSTAINABLE DEVELOPMENT PROJECTS IN UMNUGOVI PROVINCE

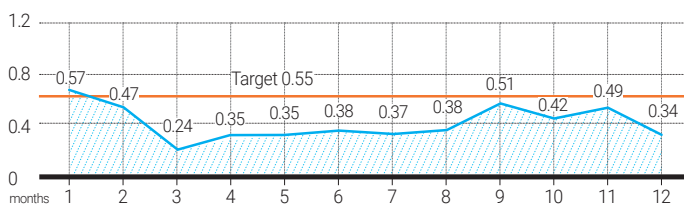
(in US\$ millions)



Oyu Tolgoi invested US\$6.1 million in sustainable, long-term projects in 2022.

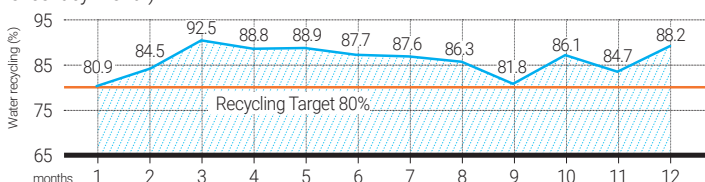
WATER USE EFFICIENCY

(Cubic metres per tonne of ore processed by months)



WATER RECYCLING RATE

(Per cent by month)



EDUCATION AND TRAINING

(Total people/hours)



GOBI OYU DEVELOPMENT SUPPORT FUND & HERDER FAMILIES SCHOLARSHIP
Since 2010, **432** Umnugovi students have received scholarships.




EDUCATIONAL PROGRAMME (Scholarship and other programmes)
Since 2011, **3,773** students have enrolled in our educational programmes.



YOUTH DEVELOPMENT PROGRAMME
Since 2013, **1,330** students have participated in the programme.

Oyu Tolgoi continued upskilling its employees in accordance with its vision and provided 831,655 people/hours of training to its employees in 2022.

NATIONAL EMPLOYEE RATIO



Commitment 90%

97%

Oyu Tolgoi's workforce was 97 per cent Mongolian at the end of 2022, with 31.6 per cent of our total workforce working on the Underground Project.


WATER USAGE PAYMENT

(2013 - 2022)

1.2m³

0.4m³

Oyu Tolgoi used an average of 0.4 cubic metres of water (replenished from Gunii Khoodoi) per tonne of ore processed - significantly better than the global average of 1.2 cubic metres per tonne.



86.45%

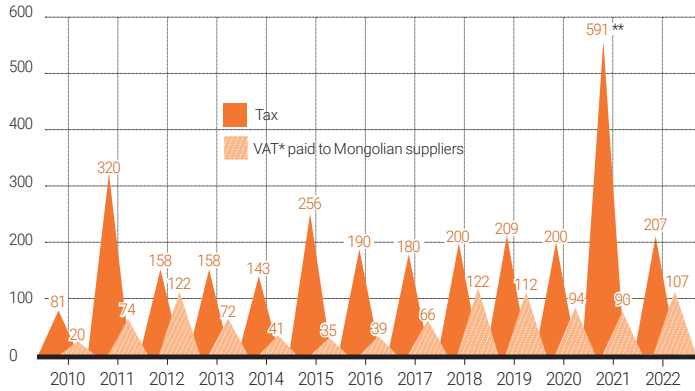
At the end of 2022, we exceeded our water recycling target of 80%, reaching 86.45%.



OUR PERFORMANCE

TAXES, FEES AND OTHER PAYMENTS

(2010 - 2022, in US\$ millions)



Since 2010, Oyu Tolgoi has paid US\$4 billion or MNT8.8 trillion in taxes, fees and other payments, including the VAT paid to Mongolian suppliers. In 2022, Oyu Tolgoi paid US\$314 million or MNT980 billion in the form of taxes, fees and other payments to the Government of Mongolia.

*OT does not reclaim VAT.

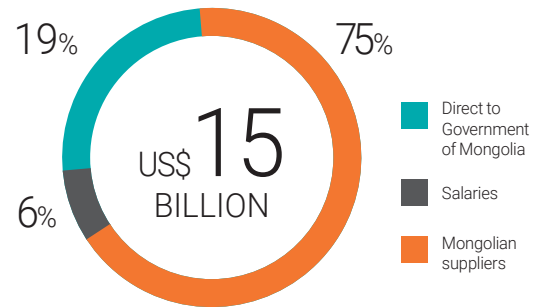
** Includes payment of the disputed tax of US\$356 million, which is pending the international arbitration decision.

TOTAL IN-COUNTRY SPEND

(2010 - 2022)

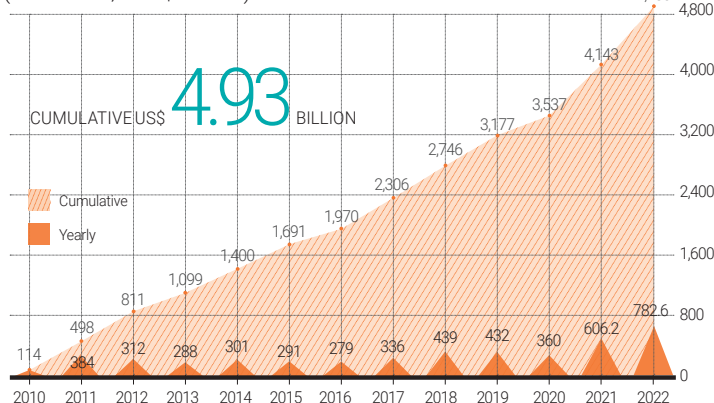
Since 2010, Oyu Tolgoi has spent US\$15 billion or MNT34 trillion in-country in the form of salaries, payments to Mongolian suppliers, taxes and other payments to the Government of Mongolia.

Since 2010,
US\$ 4 BILLION
has been paid in taxes, fees and other payments.



NATIONAL PROCUREMENT

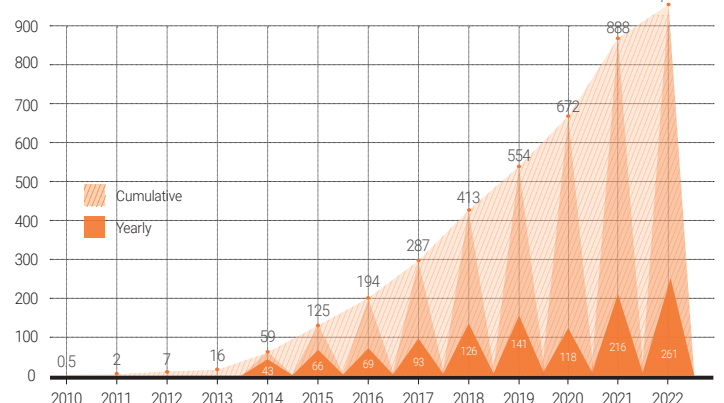
(2010 - 2022, in US\$ millions)



Oyu Tolgoi Operations Procurement team collaborated with 863 suppliers in 2022, of which 567 are national businesses representing 75% of total operations procurement spend. Since 2010, Oyu Tolgoi has spent US\$4.93 billion on national procurement.

LOCAL PROCUREMENT (UMNUGOVI PROVINCE)

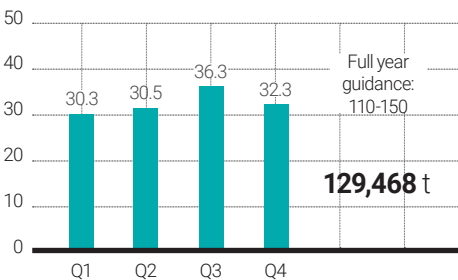
(2010 - 2022, in US\$ millions)



In 2022, 101 local suppliers provided goods and services to Oyu Tolgoi and spend of US\$261.12 million. Since 2010, Oyu Tolgoi has spent US\$1.15 billion on procurement from Umnugovi province.

PRODUCTION OF COPPER IN CONCENTRATE

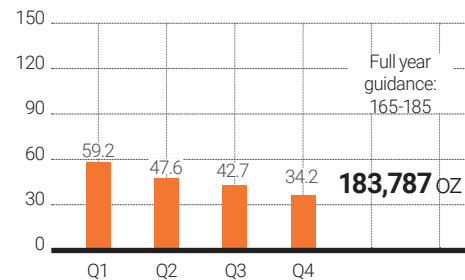
('000 tonnes)



Copper production in concentrate was 32,343 tonnes in Q4 2022. In 2022, we produced 129,468 tonnes of copper in concentrate, achieving our guidance range of 110,000 – 150,000 tonnes.

PRODUCTION OF GOLD IN CONCENTRATE

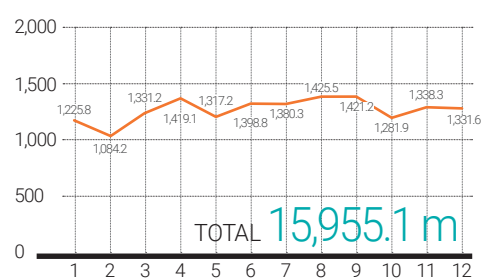
('000 ounces)



Gold production in concentrate was 34,222 ounces in Q4 2022. In 2022, we produced 183,787 ounces of gold in concentrate, achieving our guidance range of 165,000 – 185,000 ounces.

UNDERGROUND LATERAL DEVELOPMENT

(metres, monthly)



In 2022, the Underground development at Oyu Tolgoi continued to progress with the lateral development advancing by 15,955.1 metres.