


# OUR PERFORMANCE

OTMongolia 
 OTMongolia 
 OyuTolgoi 
 OTMongolia 
 OTMongolia

As of Q4, 2019

## SAFETY

Safety is the most important priority at Oyu Tolgoi. If a job is not safe, we will not do it.



In 2019, total of  
**34,209,153**  
people/hours worked



Target maintain within 0.21  
Performance  
**0.16**

At the end of 2019, All Injury Frequency Rate was 0.16 per 200,000 people/hours worked, which makes Oyu Tolgoi one of the safest performers across the Rio Tinto Group.



Critical Risk Management  
**275,350**  
Verifications

275,350 verifications were conducted under the fatality management programme, Critical Risk Management in 2019.

## NATIONAL EMPLOYEE RATIO

Commitment 90%

**93%**



As of 31 December, 2019, 93.4 per cent of Oyu Tolgoi's 13,800 workforce were Mongolian. 55.3 per cent of our workforce are working on the underground project.

## EDUCATION AND TRAINING

(Total people/hours)



Oyu Tolgoi continued upskilling its employees in accordance with its vision and provided 680,354 people hours of training to its employees.

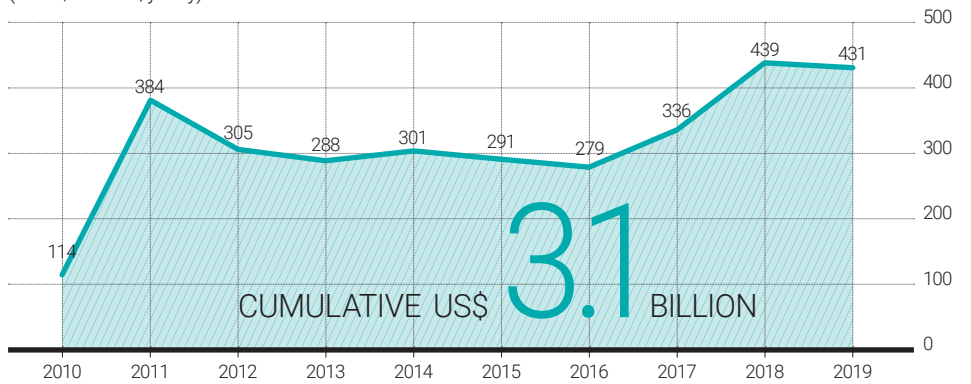
**EDUCATIONAL PROGRAMME**  
(Scholarship, other programmes)  
Since 2011, 2600 students participated in our educational programmes.

**YOUTH DEVELOPMENT PROGRAMME**  
Since 2013, 1095 students were involved.

**"GOBI OYU" FUND SCHOLARSHIP**  
Since 2015, 320 Umnugovi students have received scholarships.

## NATIONAL PROCUREMENT 2010-2019

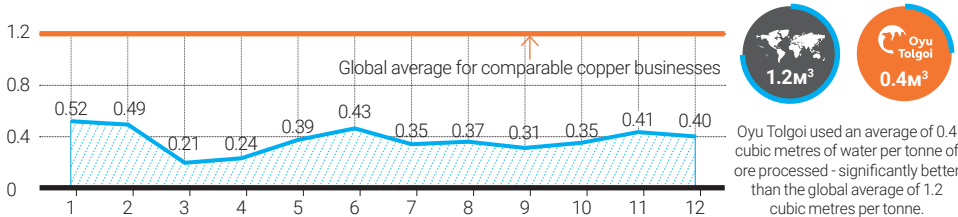
(in US\$ millions, yearly)



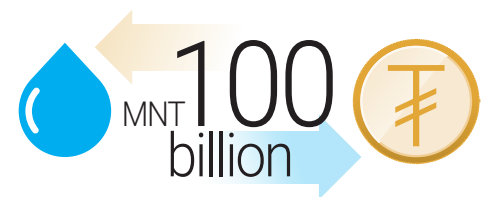
Oyu Tolgoi operation's procurement team collaborated with 838 suppliers in 2019, of which 564 are national businesses that account for 76 per cent of total operations procurement spend. Between 2010 and 2019, Oyu Tolgoi spent US\$3.1 billion on national procurement.

## WATER USE EFFICIENCY

(Cubic metres per tonne of ore processed)



## WATER USAGE PAYMENT (2013-2019)

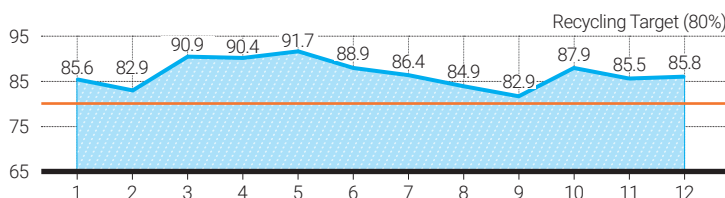


The working group established under the decree of the Environment and Tourism Minister and Umnugovi Governor reviewed Environmental Management Plan for 2019 and evaluated the implementation as satisfactory.

## WATER RECYCLING RATE

**87%**

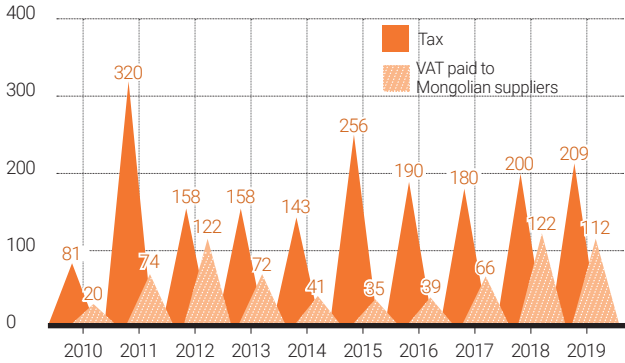
In 2019, we exceeded our water recycling target of 80 per cent, reaching 87 per cent.



# OUR PERFORMANCE

## TAXES, FEES AND OTHER PAYMENTS 2010-2019

(in US\$ millions)



Between 2010 and 2019, **US\$ 2.6 BILLION** was paid in taxes, fees and other payments.

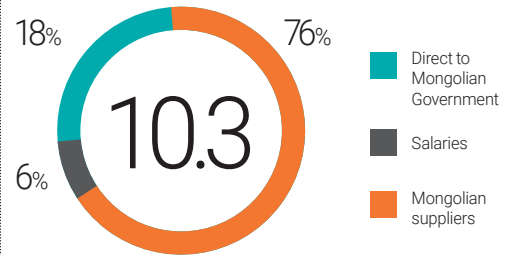
During 2010-2019, Oyu Tolgoi paid US\$2.6 billion in taxes, fees and other payments including the VAT paid to Mongolian suppliers\*. In 2019, Oyu Tolgoi paid US\$321 million in forms of taxes, fees and other payments.

\*OT does not reclaim VAT paid to Mongolian suppliers.

## TOTAL IN-COUNTRY SPEND 2010-2019

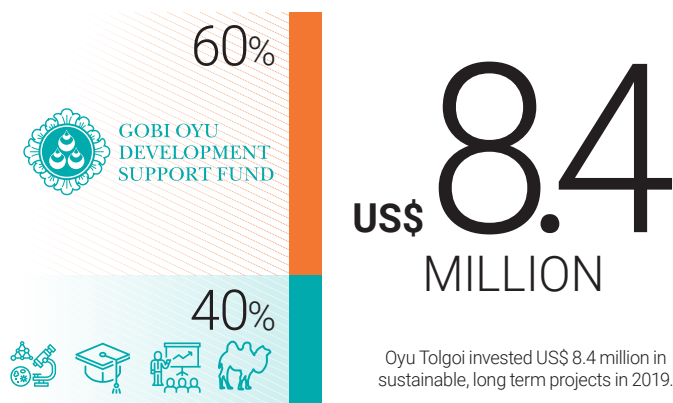
(in US\$ billions)

Between 2010 and 2019, Oyu Tolgoi spent US\$10.3 billion in-country in the form of salaries, payments to Mongolian suppliers, taxes and other payments to the Government of Mongolia.



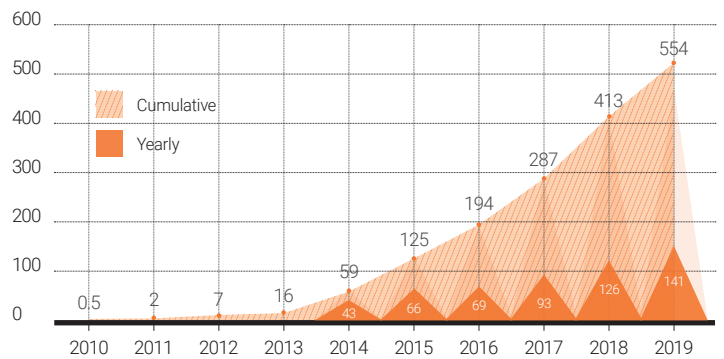
## SUSTAINABLE DEVELOPMENT PROJECTS IN THE UMNUGOVI PROVINCE

(in US\$ millions)



## LOCAL PROCUREMENT (UMNUGOVI) 2010-2019

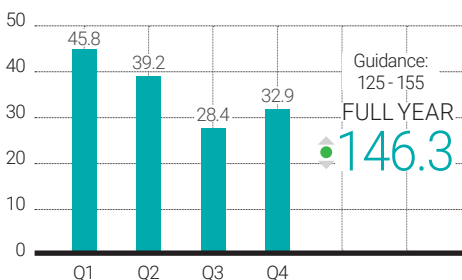
(in US\$ millions)



87 local suppliers provided goods and services to Oyu Tolgoi in 2019. Between 2010 and 2019, Oyu Tolgoi spent US\$554 million on procurement from Umnugovi province.

## PRODUCTION OF COPPER IN CONCENTRATE

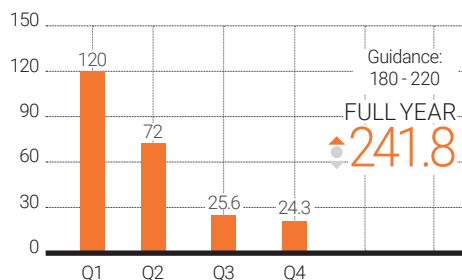
('000 tonnes)



Full-year copper production in concentrate of 146,346 tonnes vs original guidance range of 125,000 - 155,000 tonnes in concentrate.

## PRODUCTION OF GOLD IN CONCENTRATE

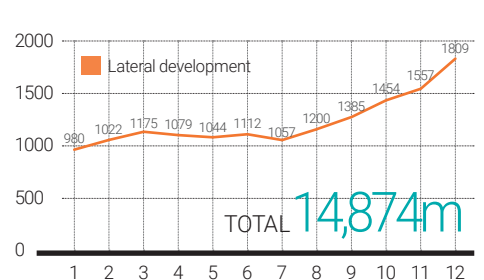
('000 ounces)



Full-year gold production in concentrate of 241,840 ounces vs original guidance range of 180,000 - 220,000 ounces in concentrate.

## UNDERGROUND LATERAL DEVELOPMENT

(metres, monthly)



In 2019, the underground development at Oyu Tolgoi continued to increase, with lateral development advancing by 14,874 metres and the decline excavation completing 3490.5 metres.