

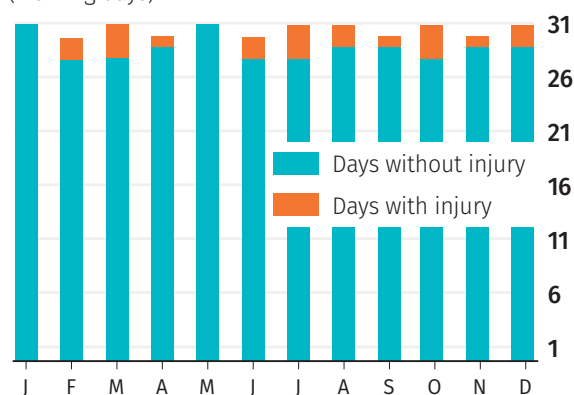
Monitoring Our Performance

January 2016

At Oyu Tolgoi we have made a commitment to operate our business in a safe and sustainable manner that delivers benefits to all our stakeholders. This scorecard is designed to help track our progress on various key parameters, including safety, environmental performance, procurement, employment and social contributions to Mongolia.

Injury Free Days

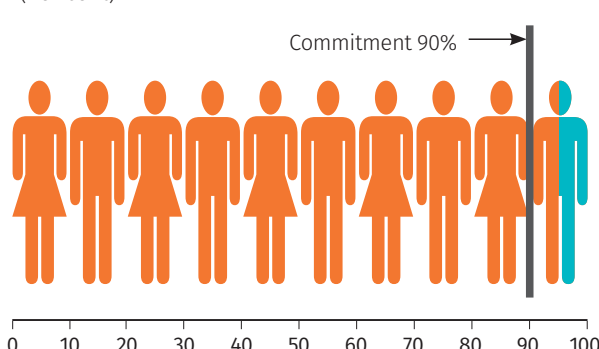
(Working days)



In 2015, Oyu Tolgoi was injury-free for 345 out of 365 days. An all Injury Frequency Rate of 0.33 makes it one of the best safety performers across the Rio Tinto Group.

National Employee Ratio

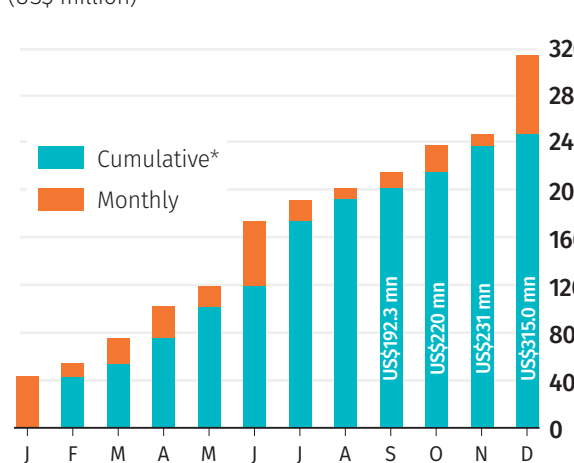
(Per cent)



At the end of December, over 95 per cent of Oyu Tolgoi's workforce was Mongolian, of which 21.7 per cent were from the South Gobi community.

Taxes, Fees, and other Payments

(US\$ million)

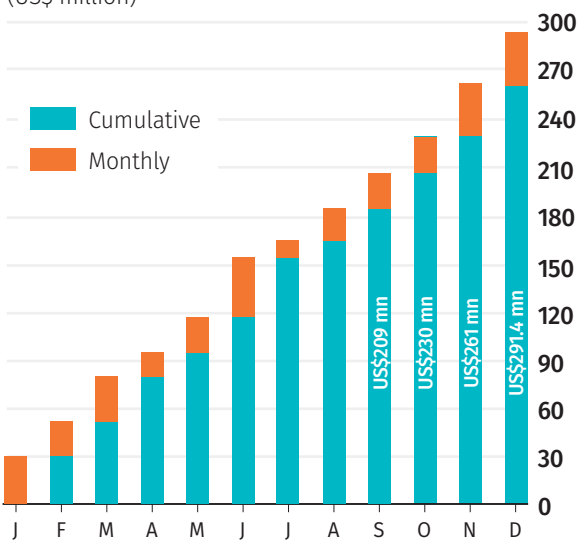


Oyu Tolgoi paid US\$315 million in taxes, fees and other payments to the Government of Mongolia in 2015, a major increase over US\$248 million in 2014.

* Cumulative figure inclusive of US\$60 million pre-paid tax component.

National Procurement

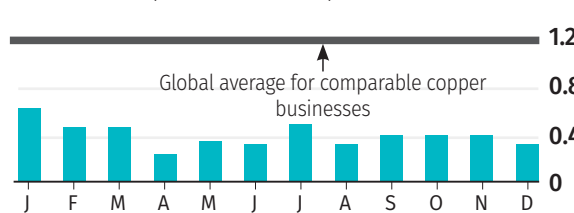
(US\$ million)



Oyu Tolgoi collaborated with approximately 989 suppliers in 2015, of which 633 were national businesses. Spend with national suppliers accounted for 51 per cent of total operations procurement spend.

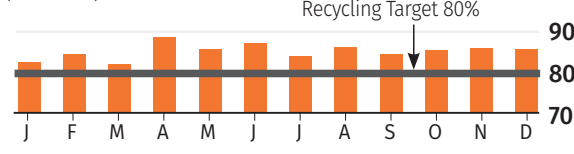
Water Use Efficiency

(Cubic metres per-tonne of ore processed)



Water Recycling Rate

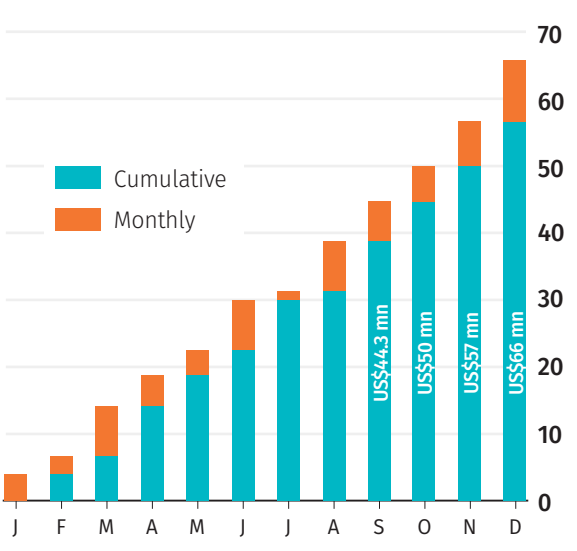
(Per cent)



In 2015, Oyu Tolgoi used an average of 0.44 cubic metres per-tonne of ore processed – significantly better than the global average of 1.2 cubic metres per-tonne, and achieved a recycling rate of 85.5 per cent.

South Gobi Procurement

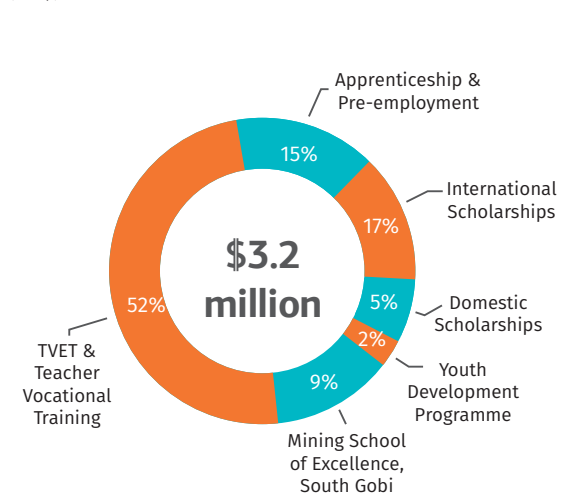
(US\$ million)



Over 90 South Gobi suppliers provided goods and services to Oyu Tolgoi in 2015, translating to US\$66 million in spend in the region.

Education and Training

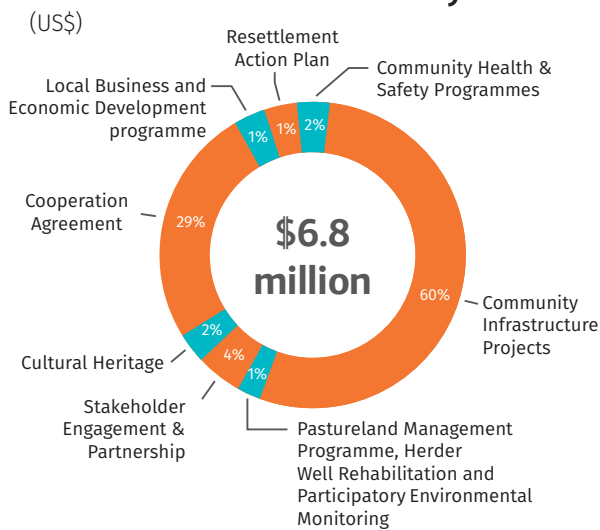
(US\$)



Education and training are major focus areas for Oyu Tolgoi. In 2015, Oyu Tolgoi invested US\$3.2 million in education and training programmes.

Sustainable Development Projects in the South Gobi Community

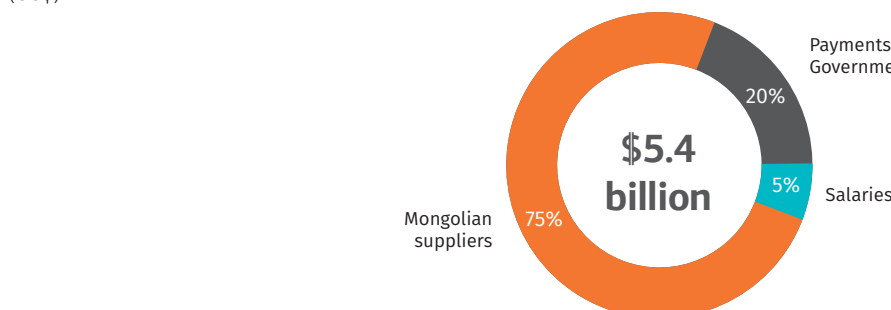
(US\$)



Oyu Tolgoi continues to invest in sustainable long term projects, spending US\$6.8 million in 2015.

Total in-country spend 2010-2015

(US\$)



Between 2010 and 2015, Oyu Tolgoi spent US\$5.4 billion in country in the form of salaries, payments to Mongolian suppliers, taxes, and other payments to the Government of Mongolia. Oyu Tolgoi's total supplier spend included investment in social development and education, totalling over US\$95.6 million over the period.

Манай ажлын үзүүлэлт

2016 оны 1 дүгээр сар

“Оюу толгой” компани үйл ажиллагаагаа аюул ослоос ангид тогтвортой явуулж, оролцогч талуудад үр өгөөжөө өгөх үүрэг хүлээсэн билээ. Энэхүү үнэлгээний хуудсаар дамжуулан бид аюулгүй ажиллагаа, байгаль орчин, худалдан авалт, хөдөлмөр эрхлэлт, нийгмийн хөрөнгө оруулалт зэрэг үндсэн чиглэлээр олж буй ахиц дэвшлийн талаарх мэдээллийг хүргэх болно.

