

Creating Prosperity. Together.

OUR PERFORMANCE

Q1, 2025

OUR PURPOSE

To be a partner in our nation’s prosperity by creating a world leading, safe and sustainable copper business together

OUR VISION

Natural wealth to enduring value, knowledge and skill

OUR PRIORITIES

PEOPLE



BEING A WORKPLACE
OF CHOICE

PARTNERSHIP



PARTNERING FOR
PROSPERITY

PLANET



CARING FOR
THE ENVIRONMENT

PROFIT



DELIVERING
SUSTAINABLE VALUE



STRATEGIC PRIORITIES

BEING A WORKPLACE OF CHOICE BY:

- Ensuring a safe, healthy, inclusive, and diverse workplace and culture
- Attracting, retaining and motivating people by creating a place where multiple generations are proud to work
- Developing globally recognised highly skilled people

CARING FOR THE ENVIRONMENT BY:

- Finding ways to decarbonise our business as part of the planet’s decarbonisation journey
- Protecting and enhancing biodiversity
- Finding better ways to mitigate the impact of our operations on land, water and air quality
- Partnering to support national water security
- Developing the business to minimise the impacts of future closure



PARTNERING FOR PROSPERITY BY:

- Nurturing and creating trusting relationship with our shareholders and stakeholders
- Aligning with our stakeholders on mutually beneficial goals
- Leveraging our business partners to accelerate the diversification and development of the Local and National economy
- Partnering to promote sustainable development in the areas we operate

DELIVERING SUSTAINABLE VALUE BY:

- Creating a long-term, world-leading copper business
- Delivering the best value case by optimising our strategic plan and investing in ore body knowledge
- Being the best operator by being integrated, innovative and agile; leveraging technology and continuously learning
- Improving the resiliency and stability of our supply chain, including power supply and delivering a premium product to a diverse customer base

OUR PERFORMANCE

Q1, 2025



OTMongolia



OTMongolia



Oyu Tolgoi




OTMongolia



OTMongolia





HEALTH AND SAFETY

Safety is our utmost important priority at Oyu Tolgoi. If a job is not safe, we will not do it.

IN THE FIRST QUARTER OF 2025

8,940,285
PEOPLE/HOURS WORKED

In the first quarter of 2025, All Injury Frequency Rate was 0.14 per 200,000 people/hours worked.



INJURY FREQUENCY RATE

TARGET ↓ 0.23

PERFORMANCE 0.14



EDUCATION AND TRAINING
(TOTAL PEOPLE/HOURS)

Oyu Tolgoi continued upskilling its employees in accordance with its vision and provided 193,454 people/hours of training to its employees in 2025.



NATIONAL
EMPLOYEE RATIO

97.5%

COMMITMENT 90%

Oyu Tolgoi's workforce's 97.5% are Mongolians with 17.6% of our total workforce working on the Underground Project.

EDUCATION AND
SCHOLARSHIP PROGRAMMES

NATIONWIDE EDUCATION PROGRAMME

Since 2010, 2,189 students have benefited from the Youth development programme, Domestic and International scholarship program.

EDUCATION PROGRAMME IN UMNUGOVI

Since 2016, 662 Umnugovi students have received scholarships from the Gobi Oyu scholarship and the Herder Families scholarship programmes.

CAREER DEVELOPMENT PROGRAMMES

Since 2013, 1,589 students have participated in Graduate Development Programme, Internship Programme, Apprenticeship programme and Pre-employment Programme.



FEMALE EMPLOYEES

23.2%

TARGET 25%

OUR PERFORMANCE

Q1, 2025



OTMongolia



OTMongolia



Oyu Tolgoi



OTMongolia



OTMongolia





People



Partnership

Partnering for prosperity



Planet



Profit

SUSTAINABLE
DEVELOPMENT PROJECTS
IN UMNUGOVI PROVINCE

(Q1, 2025)



OYU TOLGOI
CATALYST FUND
FOR KHANBOGD
DEVELOPMENT

Education	US\$9.2 thousand
Culture & history	US\$8.8 thousand
Community Infrastructure	US\$1.7 million
Sport and recreational	US\$1.2 million

Oyu Tolgoi invested **US\$64 million** in sustainable, long-term projects as of the first quarter of 2025 since 2015.

TAXES, FEES AND
OTHER PAYMENTS

(Q1, 2025)



HAS BEEN PAID IN TAXES, FEES
AND OTHER PAYMENTS.

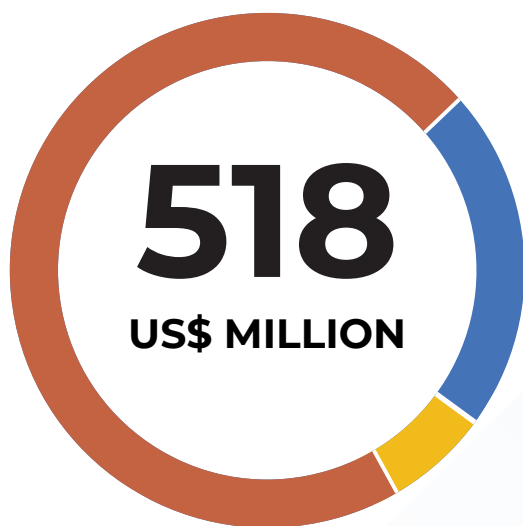
Since 2010, Oyu Tolgoi has paid **US\$5.0 billion**** in taxes, fees and other payments, including the VAT* paid to Mongolian suppliers.

*OT does not reclaim VAT.

** Includes payment of the disputed tax of US\$438 million, which is pending the international arbitration decision.

TOTAL IN-COUNTRY
SPEND

(Q1, 2025)



74%

Payment to the Mongolian
suppliers and other
organizations (including VAT)

19%

The Government of
Mongolia through taxes
and fees

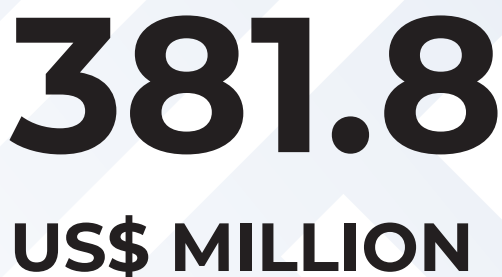
7%

Salaries

Since 2010, Oyu Tolgoi has spent **US\$19.4 billion** in-country in the form of salaries, payments to Mongolian suppliers, taxes and other payments to the Government of Mongolia.

IN-COUNTRY
PROCUREMENT SPEND

(Q1, 2025)



Oyu Tolgoi operations procurement team collaborated with 770 suppliers in Q1 2025, of which 598 are in-country businesses representing 90% of total operations procurement spend. Since 2010, Oyu Tolgoi has spent **US\$13 billion** on in-country procurement spend.

UMNUGOVI
PROCUREMENT SPEND

(Q1, 2025)



In Q1 2025, 105 local suppliers provided goods and services of US\$78.4 million to Oyu Tolgoi. Since 2010, Oyu Tolgoi has spent **US\$1.8 billion** on procurement from Umnugovi province.

OUR PERFORMANCE

Q1, 2025



OTMongolia



OTMongolia



Oyu Tolgoi



OTMongolia



OTMongolia





People



Partnership



Planet

Caring for
the environment




Profit

WATER USAGE PAYMENT

(Q1, 2025)



Since 2013, as of the first quarter of 2025,
US\$74 million paid for water usage.



In the first quarter of
2025, we exceeded our
water recycling target
of 80%, reaching 85.6%.



“100 MILLION TREE”
PROGRAM PROGRESS

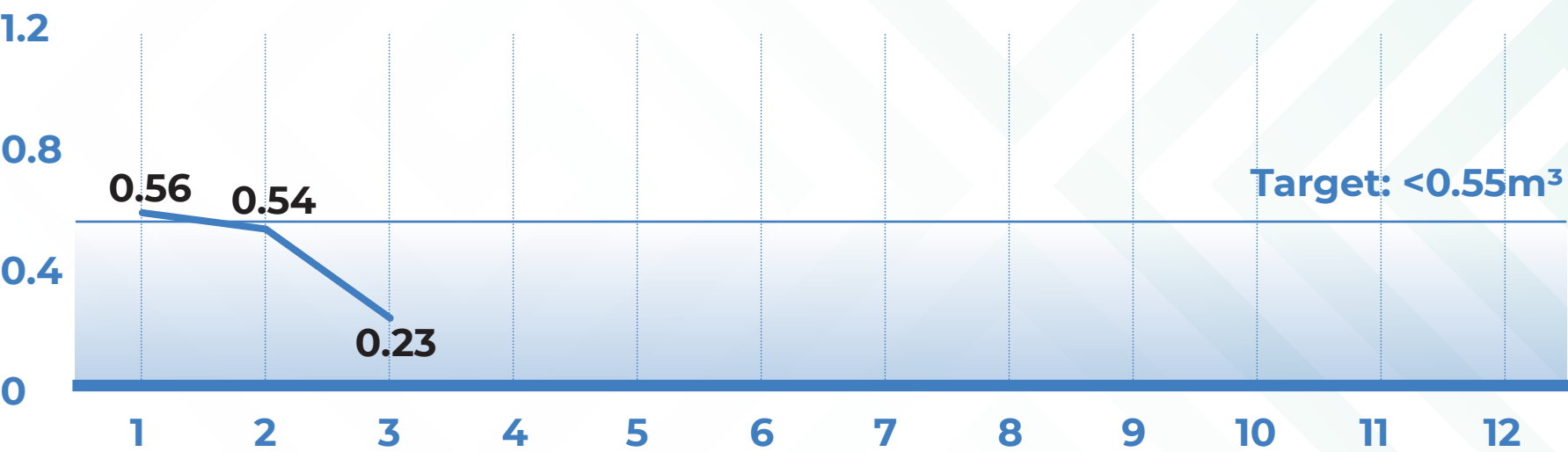
Two workshops were organized to share experiences and discuss common challenges, bringing together representatives from environmental enterprises and government organizations —particularly those involved in forestry and rehabilitation. The workshops focused on two key topics: "Effectiveness of Equipment Donated to Tree Nurseries" and "Harmony of Trees and Livestock." Around 70 experts participated, engaging in discussions around key issues and potential solutions. We plan to hold these workshops monthly throughout 2025.

The Forest Agency has approved reforestation and rehabilitation plans to plant approximately 20 million trees across 10,200 hectares in the provinces of Umnugovi, Selenge, Darkhan-Uul, Arkhangai, and Tuv.

Oyu Tolgoi will carry out a technical rehabilitation on 420 hectares of land in Khuder soum, Selenge province, which was damaged and abandoned due to irresponsible mining practices. The first site visit to assess the area was made.

WATER USE EFFICIENCY

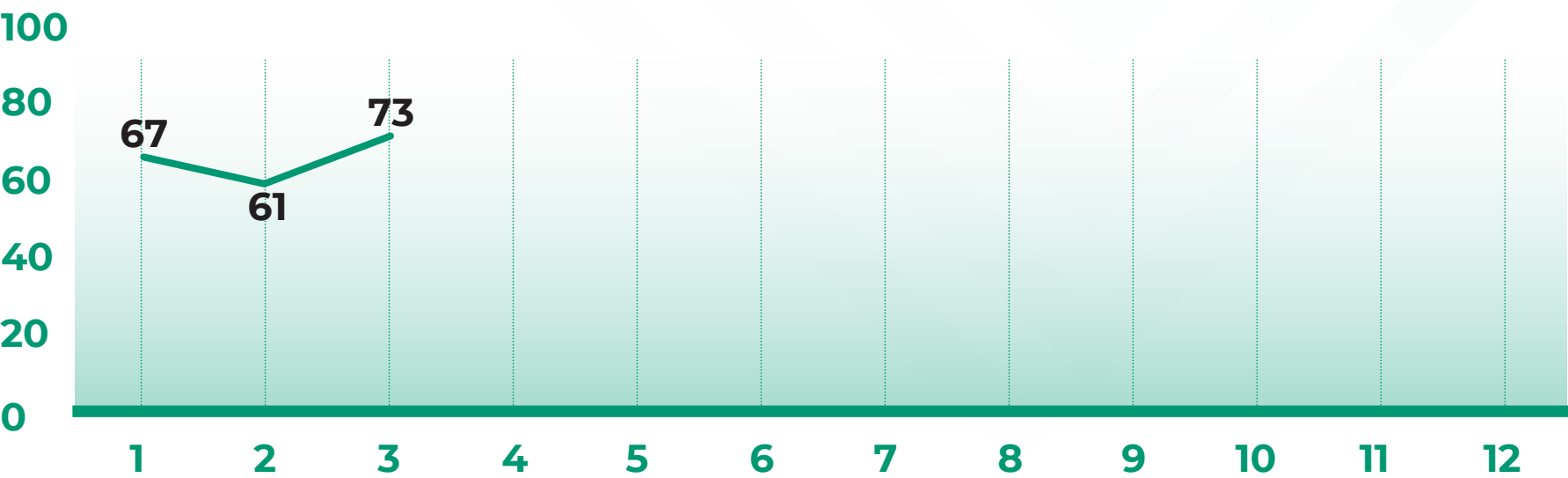
(CUBIC METRES PER TONNE OF ORE PROCESSED BY MONTHS)



Oyu Tolgoi used an average of 0.34 cubic metres of water per tonne of ore processed in the first quarter of 2025 which is four times lower than the global average of 1.2 cubic metres per tonne.

RECYCLABLE WASTE

(PER CENT BY MONTH)



As of the first quarter of 2025, an average of 67% of the total generated waste is recyclable.

OUR PERFORMANCE

Q1, 2025



OTMongolia



OTMongolia



Oyu Tolgoi



OTMongolia



OTMongolia





People



Partnership



Planet

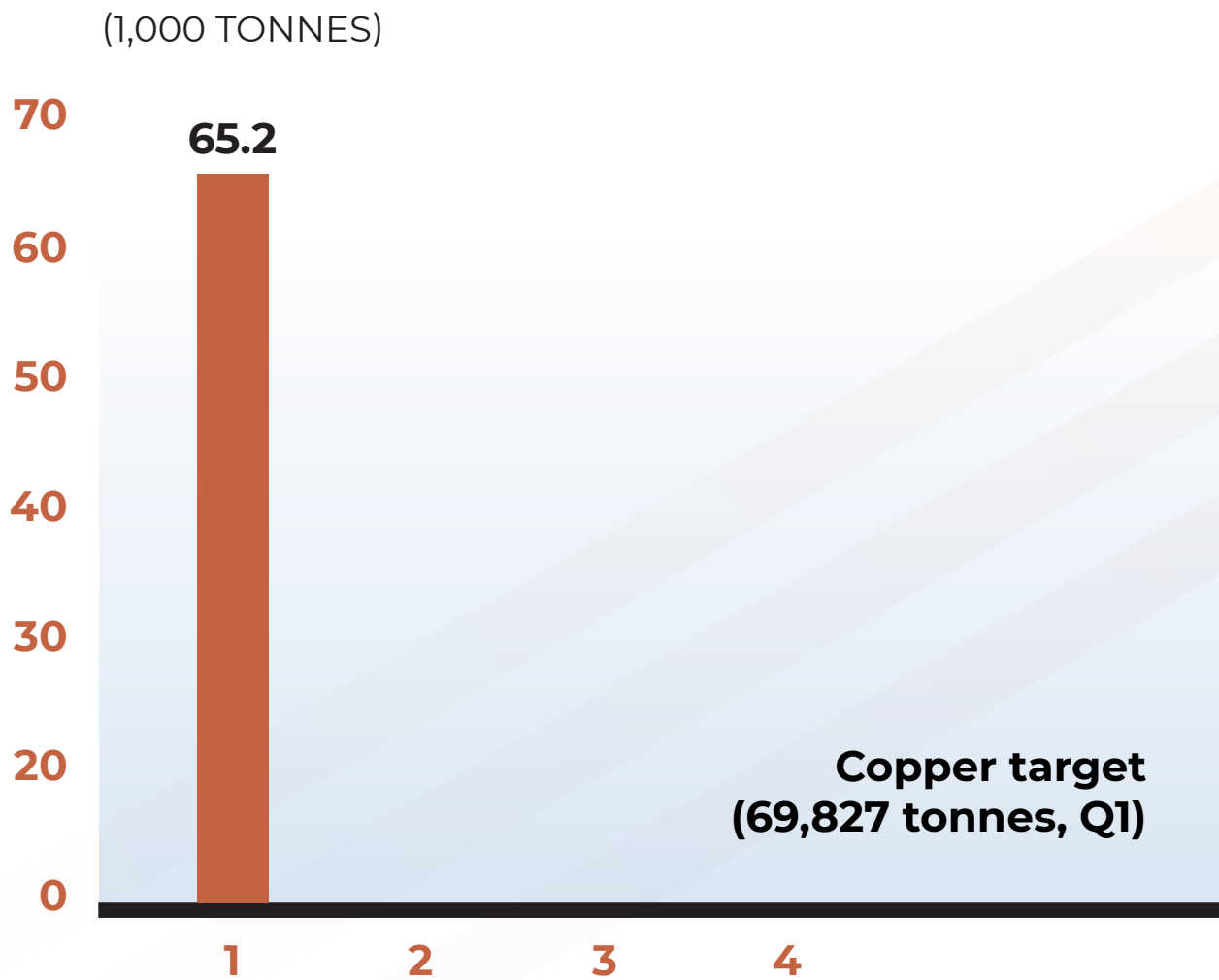


Profit

Delivering sustainable value

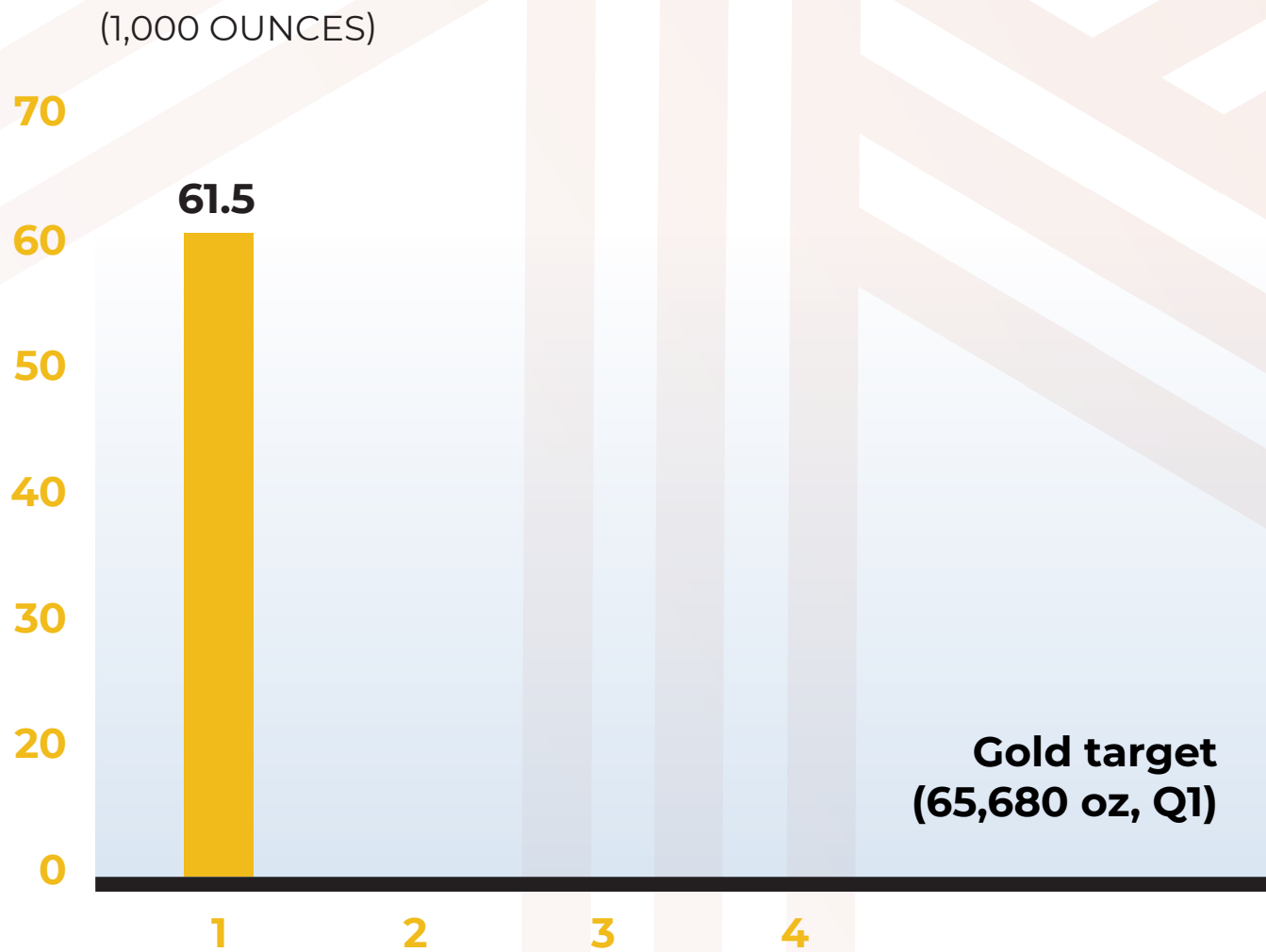
- On track for >50% increase in 2025 Copper production compared to 2024, with growth weighted to the second half of the year when concentrator conversion is fully commissioned and primary crusher 2 is complete.
- March was a record Copper production month: the underground mine continued to set material handling records achieving an average of 28ktpd and record highs of 45ktpd.
- Strong performance from Open Pit operations with equipment availability improvements.

PRODUCTION OF COPPER IN CONCENTRATE



In the first quarter of 2025, copper production in concentrate was 65,215 tonnes.

PRODUCTION OF GOLD IN CONCENTRATE



In the first quarter of 2025, gold production in concentrate was 61,528 ounces.

OUR PERFORMANCE

Q1, 2025



OTMongolia



OTMongolia



Oyu Tolgoi



OTMongolia



OTMongolia

