

Creating Prosperity. Together.

OUR PERFORMANCE

Q4, 2024

OUR PURPOSE

To be a partner in our nation's prosperity by creating a world leading, safe and sustainable copper business together

OUR VISION

Natural wealth to enduring value, knowledge and skill


OUR PRIORITIES

PEOPLE




BEING A WORKPLACE OF CHOICE

PARTNERSHIP



PARTNERING FOR PROSPERITY

PLANET



CARING FOR THE ENVIRONMENT

PROFIT



DELIVERING SUSTAINABLE VALUE



STRATEGIC PRIORITIES

BEING A WORKPLACE OF CHOICE BY:

- Ensuring a safe, healthy, inclusive, and diverse workplace and culture
- Attracting, retaining and motivating people by creating a place where multiple generations are proud to work
- Developing globally recognised highly skilled people

CARING FOR THE ENVIRONMENT BY:

- Finding ways to decarbonise our business as part of the planet's decarbonisation journey
- Protecting and enhancing biodiversity
- Finding better ways to mitigate the impact of our operations on land, water and air quality
- Partnering to support national water security
- Developing the business to minimise the impacts of future closure



PARTNERING FOR PROSPERITY BY:

- Nurturing and creating trusting relationship with our shareholders and stakeholders
- Aligning with our stakeholders on mutually beneficial goals
- Leveraging our business partners to accelerate the diversification and development of the Local and National economy
- Partnering to promote sustainable development in the areas we operate


DELIVERING SUSTAINABLE VALUE BY:

- Creating a long-term, world-leading copper business
- Delivering the best value case by optimising our strategic plan and investing in ore body knowledge
- Being the best operator by being integrated, innovative and agile; leveraging technology and continuously learning
- Improving the resiliency and stability of our supply chain, including power supply and delivering a premium product to a diverse customer base

OUR PERFORMANCE

Q4, 2024





HEALTH AND SAFETY

Safety is our utmost important priority at Oyu Tolgoi. If a job is not safe, we will not do it.

IN 2024

34,488,952

PEOPLE/HOURS WORKED

In the fourth quarter of 2024, All Injury Frequency Rate was 0.17 per 200,000 people/hours worked.



INJURY FREQUENCY RATE

TARGET ↓ 0.23

PERFORMANCE **0.17**



EDUCATION AND TRAINING

(TOTAL PEOPLE/HOURS)

Oyu Tolgoi continued upskilling its employees in accordance with its vision and provided **186,556** people/hours of training to its employees in 2024.



EDUCATION AND SCHOLARSHIP PROGRAMS

NATIONWIDE EDUCATION PROGRAMME

Since 2010, **2,189** students have benefited from the Youth development programme, Domestic and International scholarship program.

EDUCATION PROGRAMME IN UMNUGOVI

Since 2016, **662** Umnugovi student's have received scholarships from Gobi Oyu scholarship and the Herder Families scholarship programmes.



CAREER DEVELOPMENT PROGRAMS

Since 2013, **1,589** students have participated in Graduate Development Programme, Internship Programme, Apprenticeship programme and Pre-employment Programme.



NATIONAL EMPLOYEE RATIO

97.5%

COMMITMENT 90%

Oyu Tolgoi's workforce's 97.5% are Mongolians with 20% of our total workforce working on the Underground Project.



FEMALE EMPLOYEES

23.3%

TARGET 25%



People



Partnership

Partnering for prosperity



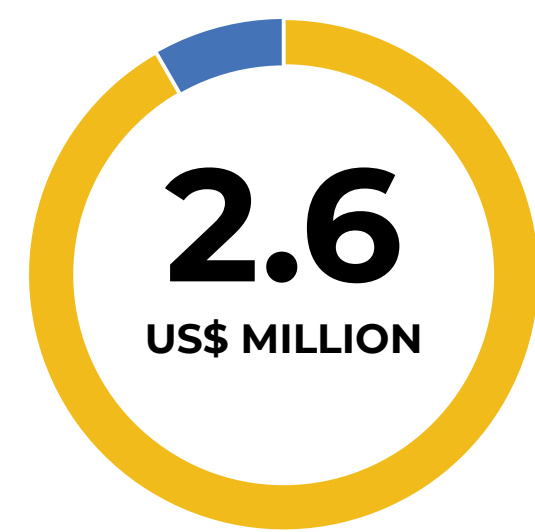
Planet



Profit

SUSTAINABLE DEVELOPMENT PROJECTS IN UMNUGOVI PROVINCE

(Q4, 2024)



10%



90%



Oyu Tolgoi invested **US\$59** million in sustainable, long-term projects as of the fourth quarter of 2024 since 2015.

Health & wellbeing	39%
Education	6%
Local business development	1%
Culture & history	2%
Community Infrastructure	50%
Environment	1%
Sport and recreational	1%

TAXES, FEES AND OTHER PAYMENTS

(Q4, 2024)

128
US\$ MILLION

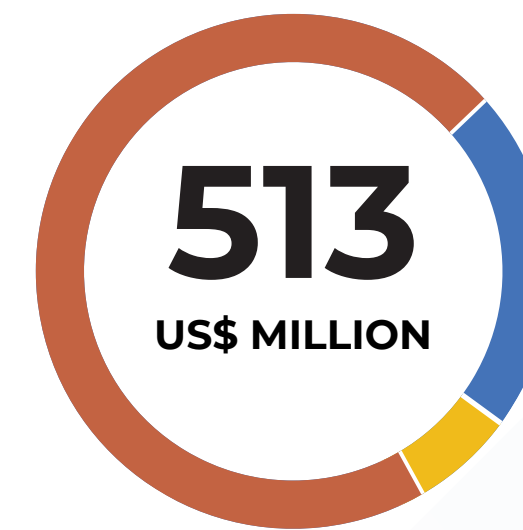
HAS BEEN PAID IN TAXES, FEES AND OTHER PAYMENTS.

Since 2010, Oyu Tolgoi has paid US\$4.8 billion** in taxes, fees and other payments, including the VAT* paid to Mongolian suppliers.

*OT does not reclaim VAT.
** Includes payment of the disputed tax of US\$438 million, which is pending the international arbitration decision.

TOTAL IN-COUNTRY SPEND

(Q4, 2024)



74%

Payment to the Mongolian suppliers and other organizations (Including VAT)

19%

The Government of Mongolia through taxes and fees

7%

Salaries

Since 2010, Oyu Tolgoi has spent **US\$18.9** billion in-country in the form of salaries, payments to Mongolian suppliers, taxes and other payments to the Government of Mongolia.

IN-COUNTRY PROCUREMENT SPEND

(Q4, 2024)

369

US\$ MILLION

Oyu Tolgoi operations procurement team collaborated with 1,044 suppliers in Q4 2024, of which 752 are in-country businesses representing 90% of total operations procurement spend. Since 2010, Oyu Tolgoi has spent **US\$12.6** billion on in-country procurement spend.

UMNUGOVI PROCUREMENT SPEND

(Q4, 2024)

81 US\$ MILLION

In Q4 2024, 112 local suppliers provided goods and services of US\$81.4 million to Oyu Tolgoi. Since 2010, Oyu Tolgoi has spent **US\$1.72** billion on procurement from Umnugovi province.

OUR PERFORMANCE

Q4, 2024



OTMongolia



OTMongolia



Oyu Tolgoi



OTMongolia



OTMongolia





People



Partnership



Planet

Caring for the environment



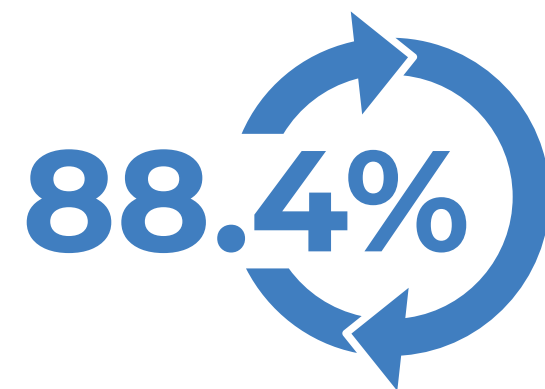
Profit

WATER USAGE PAYMENT


(Q4, 2024)



Since 2013, as of the fourth quarter of 2024, US\$72 million paid for water usage.



At the end of 2024, we exceeded our water recycling target of 80%, reaching 88.4%.



"100 MILLION TREE" PROGRAM PROGRESS

The Forestry Agency and Oyu Tolgoi co-organised a three-day "Reforestation in Khangai Region" field trip in October 2024, sharing best practices with forestry specialists from 46 Inter-soum Forest Unit of 21 provinces.

Conducted a summary study on desertification in Mongolia with Environmental Research Information and Study Center researchers, identifying causes and best practices for mitigation.

Four new students pursuing environmental studies, forestry engineering and hydrogeology received the Oyu Tolgoi Domestic Scholarship program for 2024-2025 academic year, bringing the total number of recipients to ten since the program's inception.

WATER USE EFFICIENCY

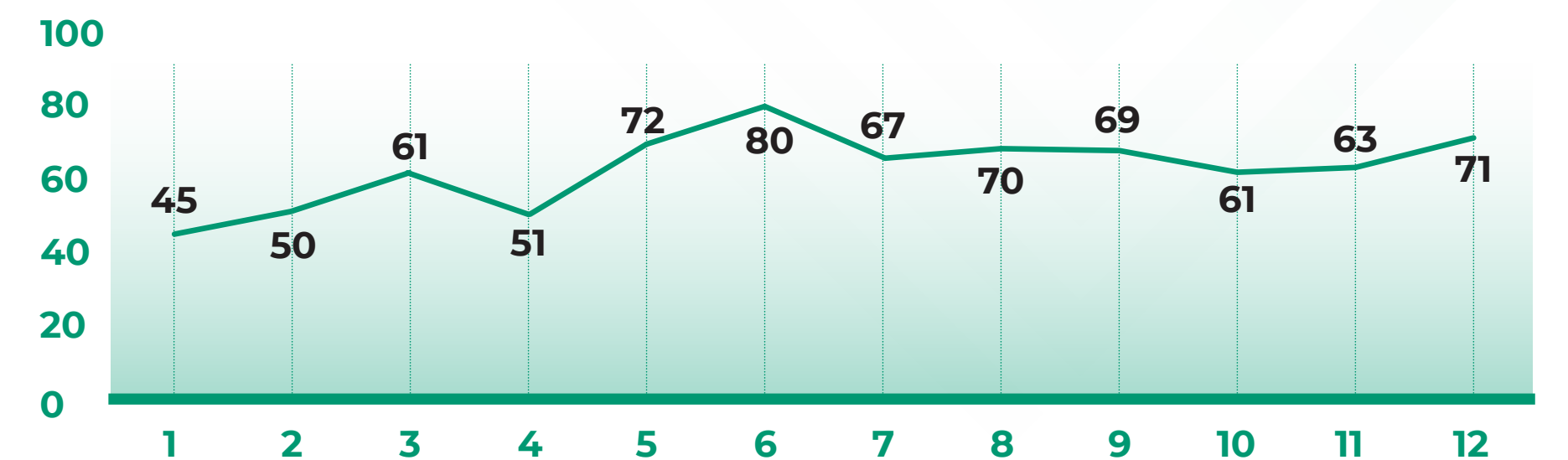
(CUBIC METRES PER TONNE OF ORE PROCESSED BY MONTHS)



Oyu Tolgoi used an average of 0.34 cubic metres of water per tonne of ore processed in 2024 which is three times lower than the global average of 1.2 cubic metres per tonne.

RECYCLABLE WASTE

(PER CENT BY MONTH)



By the end of 2024, an average of 63% of the total generated waste is recyclable.

OUR PERFORMANCE

Q4, 2024



OTMongolia



OTMongolia



Oyu Tolgoi



OTMongolia



OTMongolia






People



Partnership



Planet

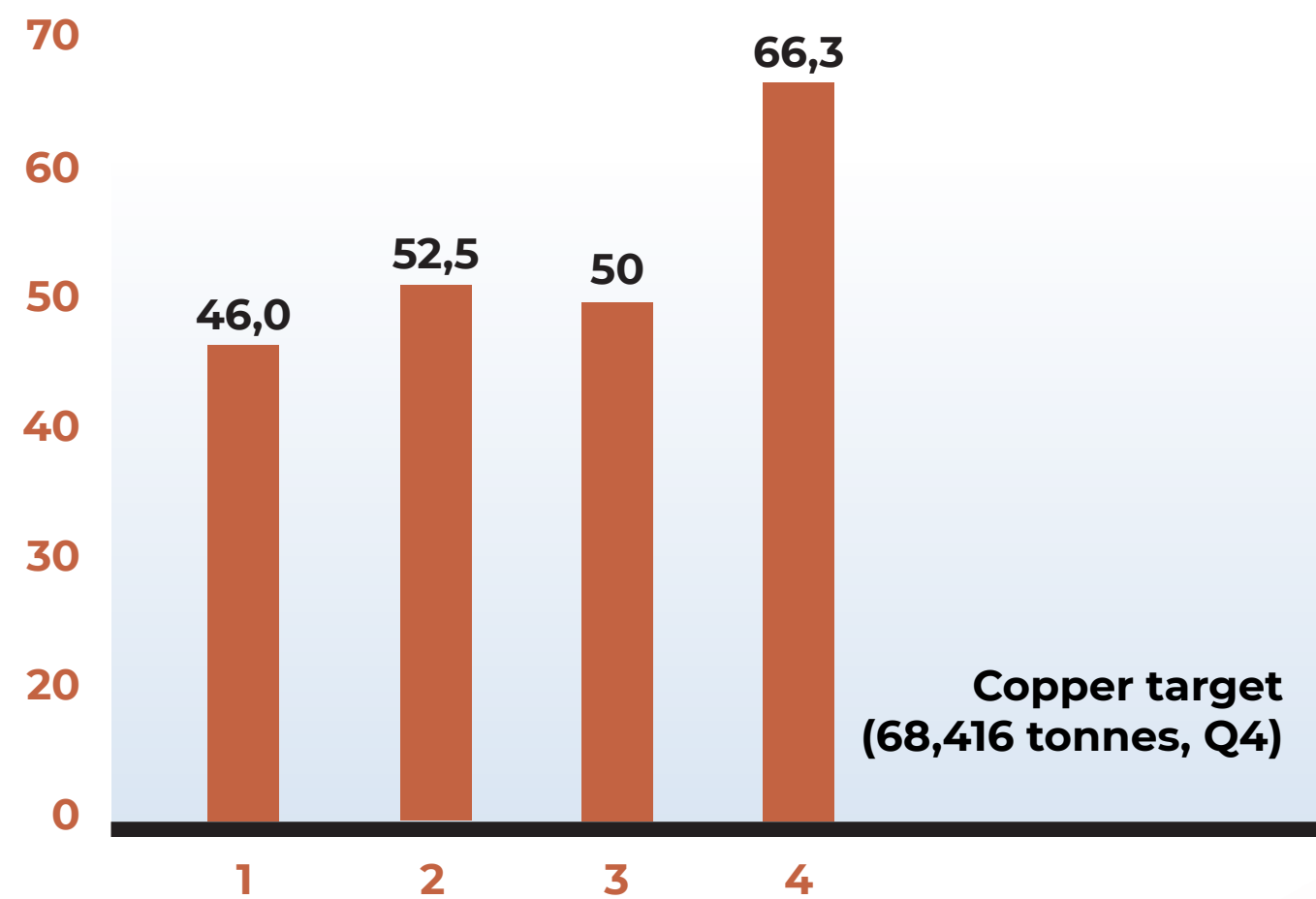


Profit

Delivering sustainable value

PRODUCTION OF COPPER IN CONCENTRATE

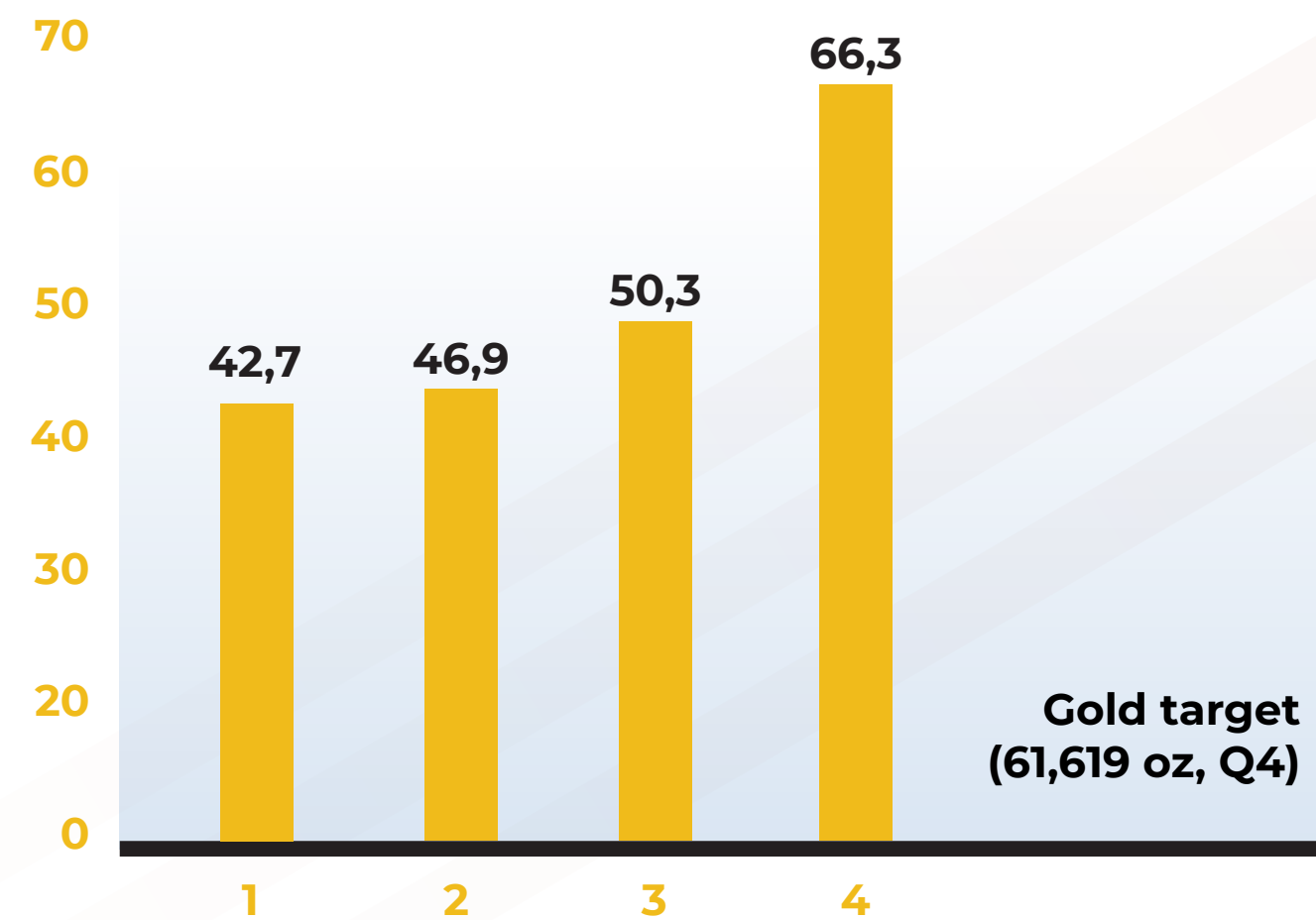
(1,000 TONNES)



In the fourth quarter of 2024, copper production in concentrates was 66,335 tonnes.

PRODUCTION OF GOLD IN CONCENTRATE

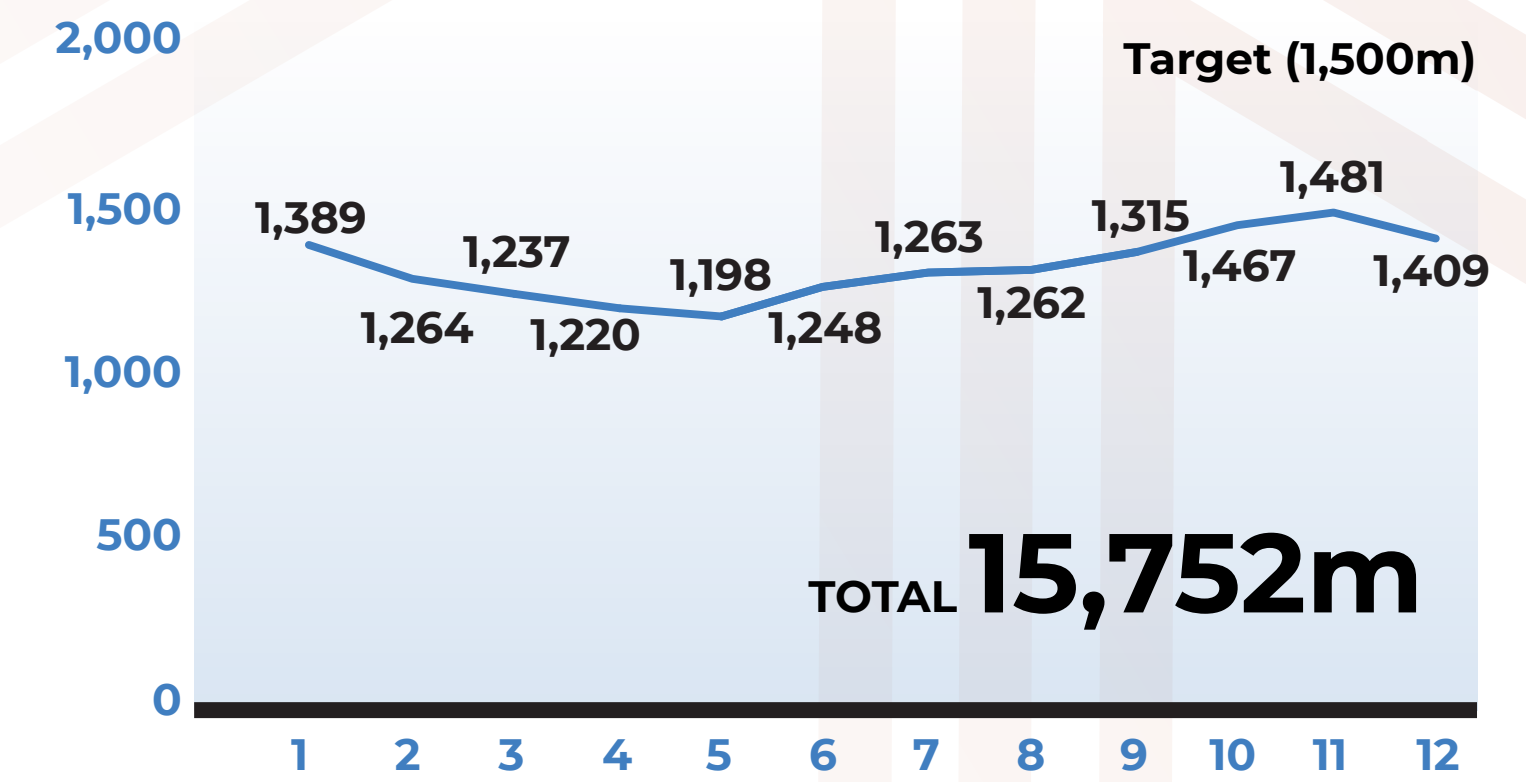
(1,000 OUNCES)



In the fourth quarter of 2024, gold production in concentrate was 66,323 ounces.

UNDERGROUND LATERAL DEVELOPMENT

(METRES, MONTHLY)



In 2024, the Underground development at Oyu Tolgoi continued to progress, with the lateral development advancing by 15,752 metres.

OUR PERFORMANCE

Q4, 2024



OTMongolia



OTMongolia



Oyu Tolgoi



OTMongolia



OTMongolia

