

Creating Prosperity. Together.



OUR PERFORMANCE

Q2, 2024

STRATEGIC PRIORITIES AND ASPIRATIONS

BEING A WORKPLACE OF CHOICE BY:

- Ensuring a safe, healthy, inclusive, and diverse workplace and culture
- Attracting, retaining and motivating people by creating a place where multiple generations are proud to work
- Developing globally recognised highly skilled people



People



Partnership

PARTNERING FOR PROSPERITY BY:

- Nurturing and creating trusting relationship with our shareholders and stakeholders
- Aligning with our stakeholders on mutually beneficial goals
- Leveraging our business partners to accelerate the diversification and development of the Local and National economy
- Partnering to promote sustainable development in the areas we operate

Our
Priorities

CARING FOR THE ENVIRONMENT BY:

- Finding ways to decarbonise our business as part of the planet's decarbonisation journey
- Protecting and enhancing biodiversity
- Finding better ways to mitigate the impact of our operations on land, water and air quality
- Partnering to support national water security
- Developing the business to minimise the impacts of future closure



Planet



Profit

DELIVERING SUSTAINABLE VALUE BY:

- Creating a long-term, world-leading copper business
- Delivering the best value case by optimising our strategic plan and investing in ore body knowledge
- Being the best operator by being integrated, innovative and agile; leveraging technology and continuously learning
- Improving the resiliency and stability of our supply chain, including power supply and delivering a premium product to a diverse customer base

Creating Prosperity. Together.



People

BEING A WORKPLACE
OF CHOICE




Partnership



Planet



Profit



HEALTH AND SAFETY

Safety is our utmost important priority at Oyu Tolgoi. If a job is not safe, we will not do it.

IN THE FIRST HALF OF 2024

17,144,381

PEOPLE/HOURS WORKED

In the second quarter of 2024, All Injury Frequency Rate was 0.11 per 200,000 people/hours worked.



INJURY FREQUENCY RATE

TARGET ↓ 0.23

PERFORMANCE **0.12**



EDUCATION AND TRAINING

(TOTAL PEOPLE/HOURS)

Oyu Tolgoi continued upskilling its employees in accordance with its vision and provided 340,985 people/hours of training to its employees in 2024.



NATIONAL EMPLOYEE RATIO

97.2%

COMMITMENT 90%

Oyu Tolgoi's workforce's has 97.2% are Mongolians with 26% of our total workforce working on the Underground Project.

EDUCATION AND SCHOLARSHIP PROGRAMS

NATIONAL EDUCATION PROGRAMME

Since 2010, **2,052** students have benefited from the Youth development programme, Domestic and International scholarship program.

EDUCATION PROGRAMME IN UMNUGOVI

Since 2016, **537** Umnugovi student's have received scholarships from Gobi Oyu scholarship program, Herder Families scholarship.



CAREER DEVELOPMENT PROGRAMS

Since 2013, **1,558** students have participated in Graduate development program, Internship program, Apprenticeship program and Pre-employment program.



FEMALE EMPLOYEES

23.3%

TARGET 25%

OUR PERFORMANCE

Q2, 2024



Creating Prosperity. Together.



People



Partnership

PARTNERING
FOR PROSPERITY



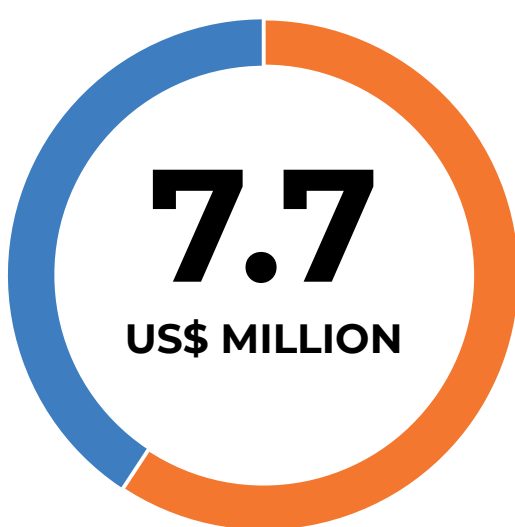
Planet



Profit

SUSTAINABLE DEVELOPMENT PROJECTS IN UMNUGOVI PROVINCE

(Q2, 2024)



41%



59%



Oyu Tolgoi invested US\$**56.4** million in sustainable, long-term projects as of the first half of 2024 since 2015.

Health & wellbeing	10.1%
Education	6.8%
Local business development	0.2%
Culture & history	0.4%
Community Infrastructure	80.8%
Environment	1.1%
Sport	0.5%

TAXES, FEES AND OTHER PAYMENTS

(Q2, 2024)

91
US\$ MILLION

HAS BEEN PAID IN TAXES, FEES
AND OTHER PAYMENTS.

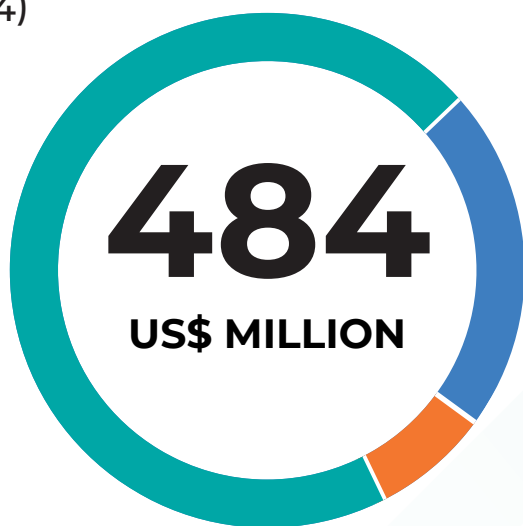
Since 2010, Oyu Tolgoi has paid US\$**4.6** billion** in taxes, fees and other payments, including the VAT* paid to Mongolian suppliers.

*OT does not reclaim VAT.

** Includes payment of the disputed tax of US\$438 million, which is pending the international arbitration decision.

TOTAL IN-COUNTRY SPEND

(Q2, 2024)



72%

Payment to the Mongolian
suppliers and other
organizations (including VAT)

19%

The Government of
Mongolia through taxes
and fees

9%

Salaries

Since 2010, Oyu Tolgoi has spent US\$**17.9** billion in-country in the form of salaries, payments to Mongolian suppliers, taxes and other payments to the Government of Mongolia.

IN-COUNTRY PROCUREMENT SPEND

(Q2, 2024)

344
US\$ MILLION

Oyu Tolgoi operations procurement team collaborated with 889 suppliers at the first half of 2024, of which 588 are in-country businesses representing 90.7% of total operations procurement spend. Since 2010, Oyu Tolgoi has spent US\$**11.9** billion on in-country procurement spend.

UMNUGOVI PROCUREMENT SPEND

(Q2, 2024)

67 US\$ MILLION

At the first half of 2024, 95 local suppliers provided goods and services of US\$67.4 million to Oyu Tolgoi. Since 2010, Oyu Tolgoi has spent US\$**1.553** billion on procurement from Umnugovi province.

OUR PERFORMANCE Q2, 2024



Creating Prosperity. Together.



People



Partnership



Planet

CARING FOR
THE ENVIRONMENT



Profit

WATER USAGE PAYMENT

(Q2, 2024)

2.5
US\$ MILLION

Since 2013, as of the second quarter of 2024,
US\$68 million paid for water usage.

88.5%

At the first half of 2024,
we exceeded our water
recycling target of
80%, reaching 88.5%.



"100 MILLION TREE" PROGRAM PROGRESS

Donated essential equipment worth
MNT1.5 billion to the Forest Agency, a
Government Implementing Agency, to
enhance the capacity of longstanding
tree nurseries.

Establishing 2 tree nurseries in Manlai
and Bayan-Ovoo soum. Each has
capacity to plant 250k saplings per year.

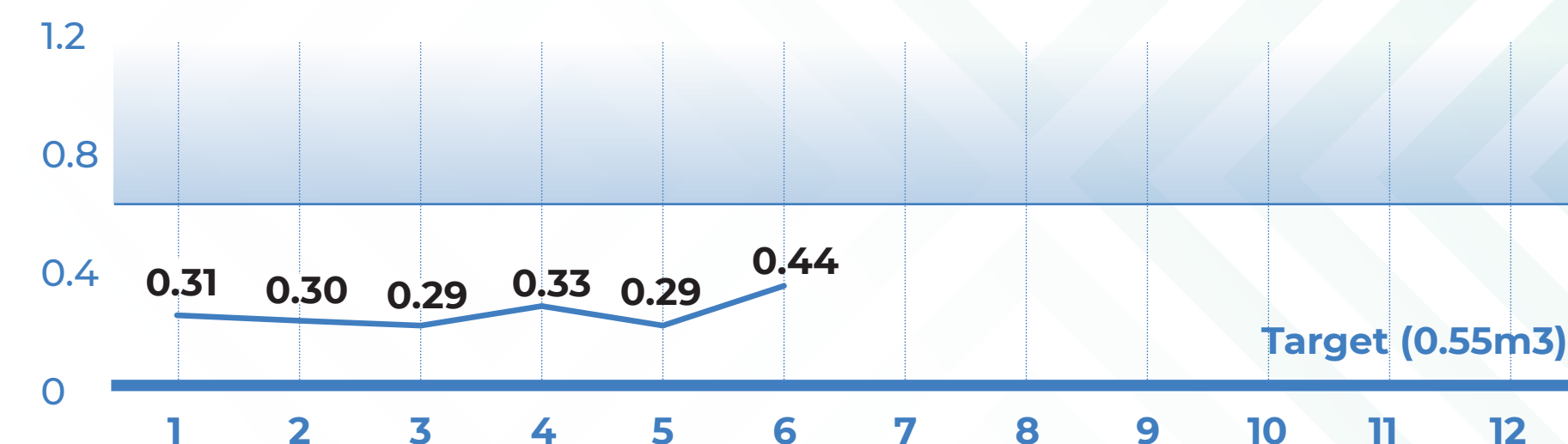
This spring 80,000 trees planted on
degraded forest in Bogdkhan mountain
forest in Bogd mountain on 32 ha area. Total
70 ha area was reforested since 2023 and
175,000 trees were planted.

Total of 35,000 tree saplings were distributed
to Oyu Tolgoi LLC and contractors employees.

Technical rehabilitation carried out on 91.6 ha of
disturbed, abandoned land caused by irresponsible
mining in Shariin gol and Khongor soum of
Darkhan-Uul province.

WATER USE EFFICIENCY

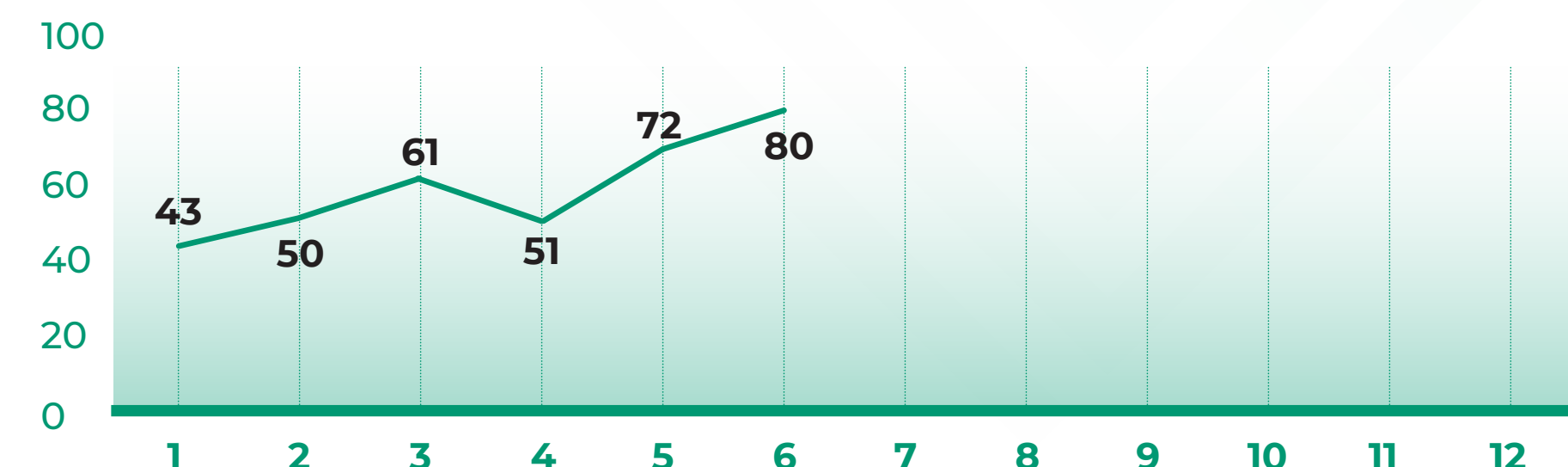
(CUBIC METRES PER TONNE OF ORE PROCESSED BY MONTHS)



Oyu Tolgoi used an average of 0.33 cubic metres of water per tonne of ore processed in the second quarter of 2024 which is four times lower than the global average of 1.2 cubic metres per tonne.

RECYCLABLE WASTE

(PER CENT BY MONTH)



As of the second quarter of 2024, 69% of the total generated waste is recyclable.

OUR PERFORMANCE

Q2, 2024



Creating Prosperity. Together.



People



Partnership



Planet

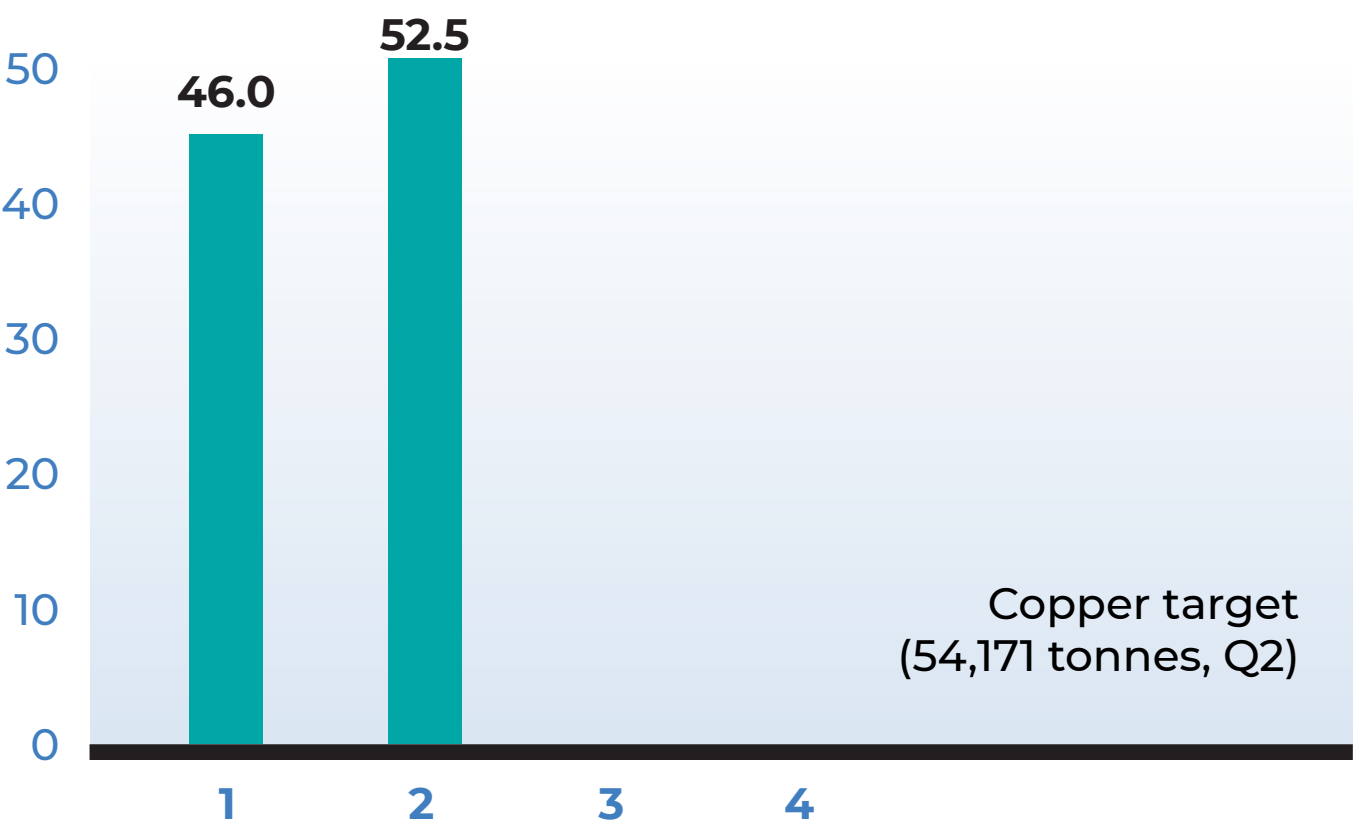


Profit

DELIVERING
SUSTAINABLE VALUE

PRODUCTION OF COPPER IN CONCENTRATE

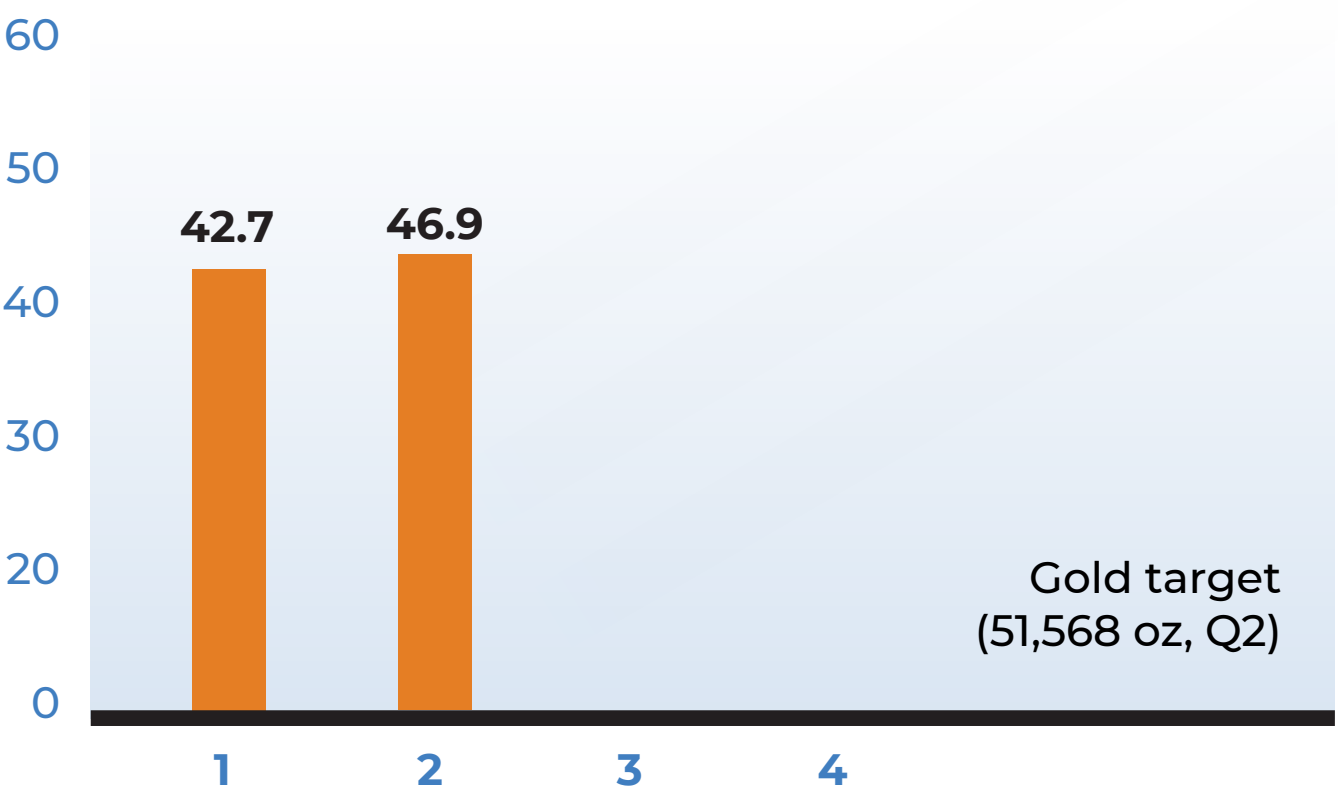
(1,000 TONNES)



In the second quarter of 2024, copper production in concentrates was 52,531 tonnes.

PRODUCTION OF GOLD IN CONCENTRATE

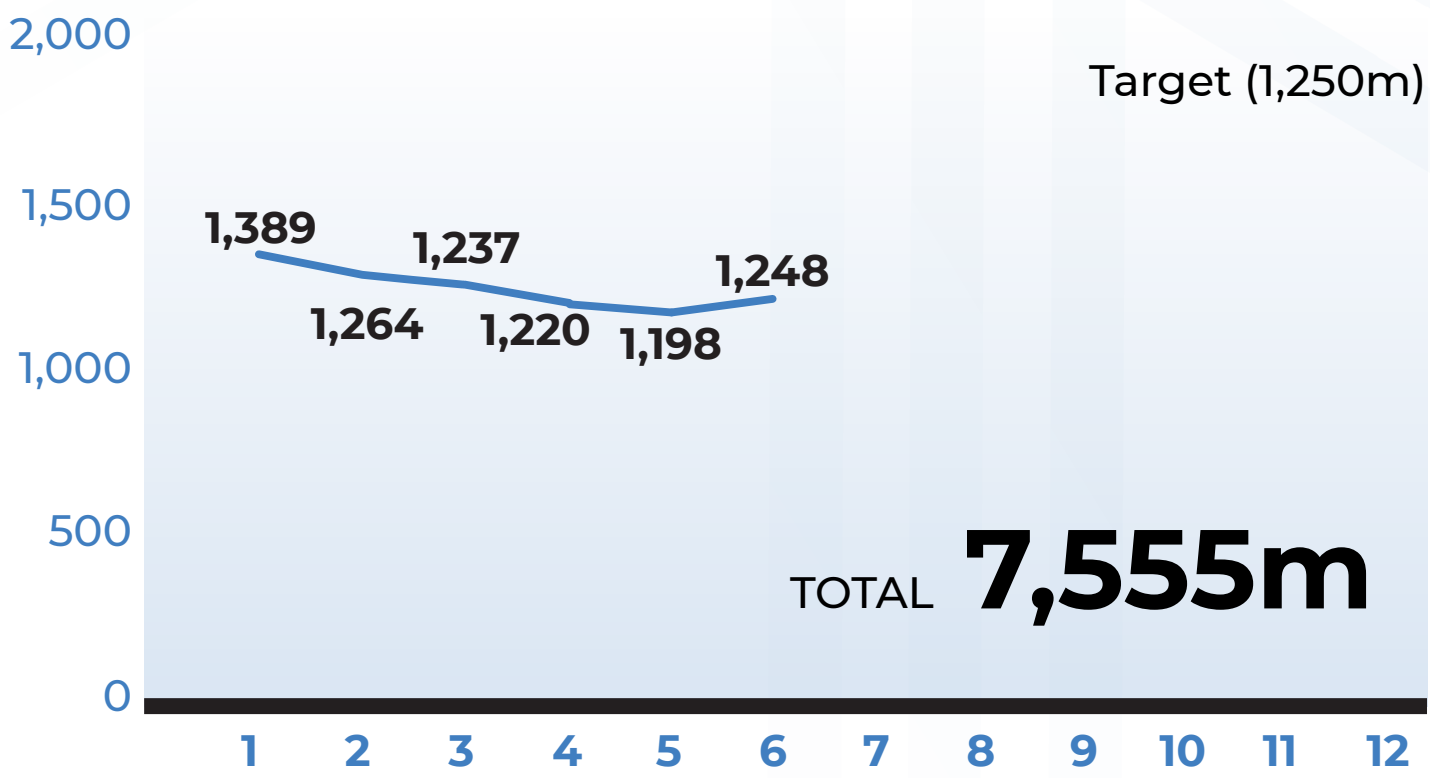
(1,000 OUNCES)



In the second quarter of 2024, gold production in concentrate was 46,884 ounces.

UNDERGROUND LATERAL DEVELOPMENT

(METRES, MONTHLY)



In the second quarter of 2024, the Underground development at Oyu Tolgoi continued to progress, with the lateral development advancing by 7,555 metres.

OUR PERFORMANCE Q2, 2024



OTMongolia



OTMongolia



Oyu Tolgoi



OTMongolia



OTMongolia

